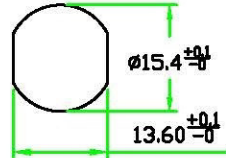
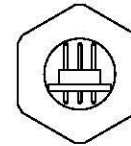
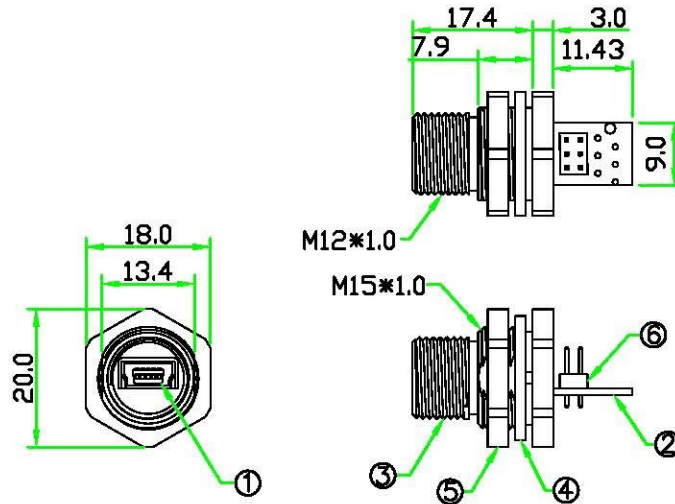
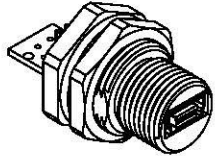
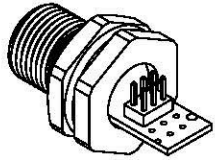


REV.	DESCRIPTION	DATE
A	ISSUE	Apr/04/2012



Recommended
Panel Cut-Off

RoHS

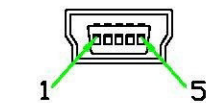
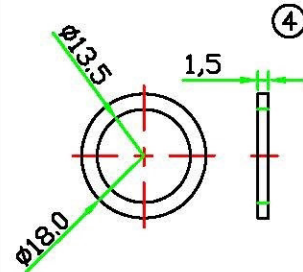
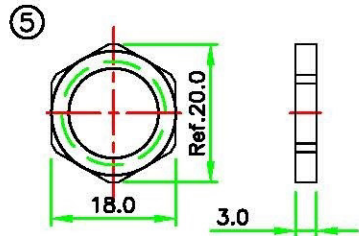
Specification :

1. Current rating : 1A Max.
2. Dielectric withstanding voltage : 100V(AC) for 1 minute.
3. Contact resistance : 50mΩ Max.
4. Insulation resistance : 100 MΩ Min.
5. Temperature range : -20°C ~ +60°C.
6. IP rate : IP 66 ~ IP68.

HOW TO ORDER:

MUB-P3HPR
1 2 3 4 5

- 1- Mini USB B Type
- 2- Plastic Body.
- 3- Male Connector Female Socket.
- 4- HexFlange PCB Type Rear Mount.
- 5- S: Straight Angle. R: Right Angle.



Pin Assignment
Front View

No.	PART NAME	DESCRIPTION	COLOR	Q'TY	REMARKS
6	PIN HEADER	Pitch 2.0mm.5P*2Row. Straight Type.	BLACK	1	
5	HEX NUT	NYLON+GF.	BLACK	1	M12-PNUT-1510 (42-135-N6)
4	GASKET	EPDM.	BLACK	1	M12-G
3	HOUSING	NYLON+GF.	BLACK	1	127-135
2	PCB	Double Side PCB.		1	MUSB-PCB
1	CONNECTOR	Mini USB B Type Female Connector.	BLACK	1	UM94-05211E100 -R

		UNIT: mm	TITLE : Mini USB B Type 5P Female connector All Plastic Rear Mount Hex Flange Straight PCB Pin
		SCALE	
<small>UNLESS OTHERWISE SPECIFIED TOLERANCES: x ±0.25 xx ±0.1 xxx ±0.05 ANGLE ±1°X</small>		P/N:	MUB-P3HPRS
<small>REV. A SHEET 1/1</small>		DWG.NO:	MUB-P3HPRS
		DR.	jaek
		CH.	MJEKAE
		AP.	