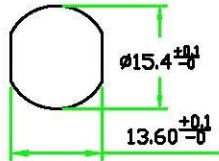
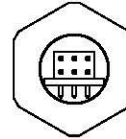
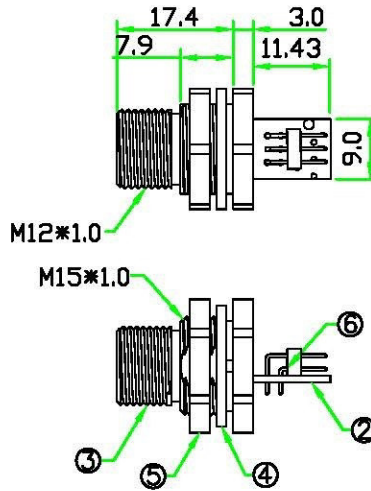
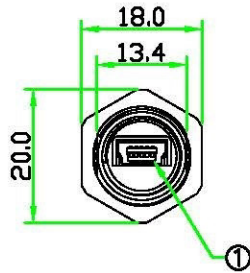
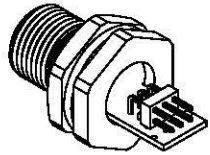


REV.	DESCRIPTION	DATE
A	ISSUE	Apr/04/2012



Recommended Panel Cut-Off

**RoHS**

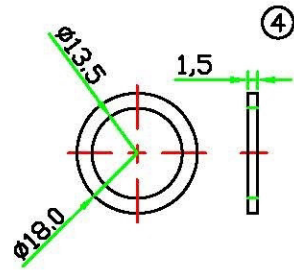
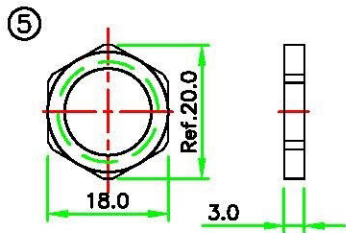
**Specification :**

1. Current rating : 1A Max.
2. Dielectric withstanding voltage : 100V(AC) for 1 minute.
3. Contact resistance : 50mΩ Max.
4. Insulation resistance : 100 MΩ Min.
5. Temperature range : -20°C ~ +60°C.
6. IP rate : IP 66 ~ IP68.

**HOW TO ORDER:**

**MUB-P3HPR□**  
1 2 3 4 5

- 1- Mini USB B Type
- 2- Plastic Body.
- 3- Male Connector Female Socket.
- 4- HexFlange PCB Type Rear Mount.
- 5- S: Straight Angle. R: Right Angle.



Pin Assignment Front View

6	PIN HEADER	Pitch 2.0mm. 5P*2Row. Right Angle Type.	BLACK	1	
5	HEX NUT	NYLON+GF.	BLACK	1	M12-PNUT-1510 (42-135-N6)
4	GASKET	EPDM.	BLACK	1	M12-G
3	HOUSING	NYLON+GF.	BLACK	1	127-135
2	PCB	Double Side PCB.		1	MUSB-PCB
1	CONNECTOR	Mini USB B Type Female Connector.	BLACK	1	UM94-06211E100 -R
No.	PART NAME	DESCRIPTION	COLOR	Q'TY	REMARKS

All Connectors		UNIT: mm		TITLE :	
www.allconnectors.de Tel: 0649 711 706905 70/94 Hildersdorf, Germany		SCALE 1:1		Mini USB B Type 5P Female connector All Plastic Rear Mount Hex Flange PCB Pin	
UNLESS OTHERWISE SPECIFIED TOLERANCES: X ±0.25 XX ±0.1 XXX ±0.05 ANGLE ± 1°X		P/N: MUB-P3HPRR		DR. jaek	
REV. A SHEET 1/1		DWG.NO: MUB-P3HPRR		CH. мещалев	