All Connectors
www.allconnectors.de
Tel.: 0049 711 7000503
70794 Filderstadt - Germany
info@allconnectors.de
Fax: 0049 711 7000504
Kettemerstr. 25

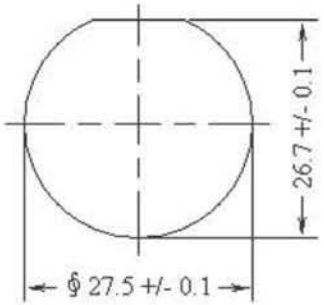

Recommended Panel Cut-Out

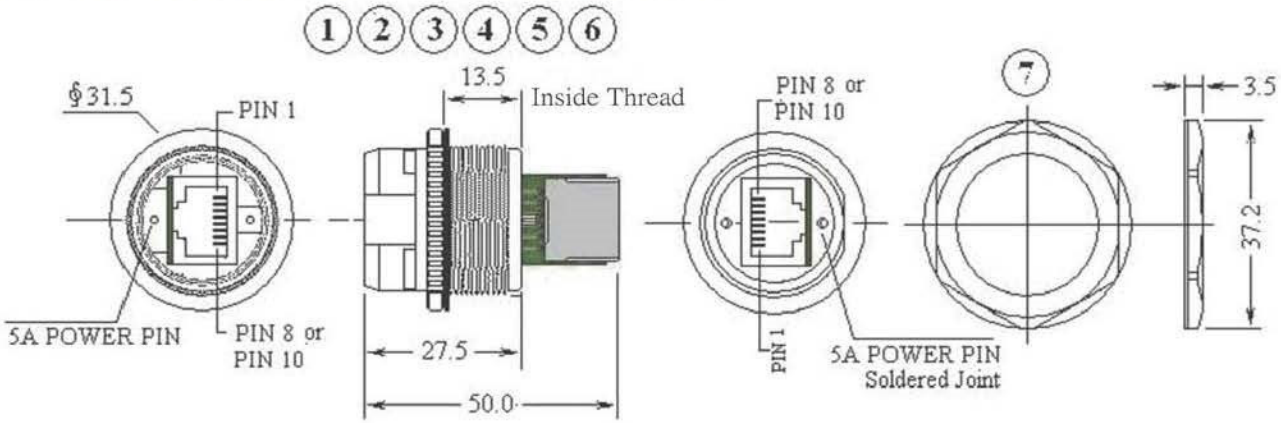

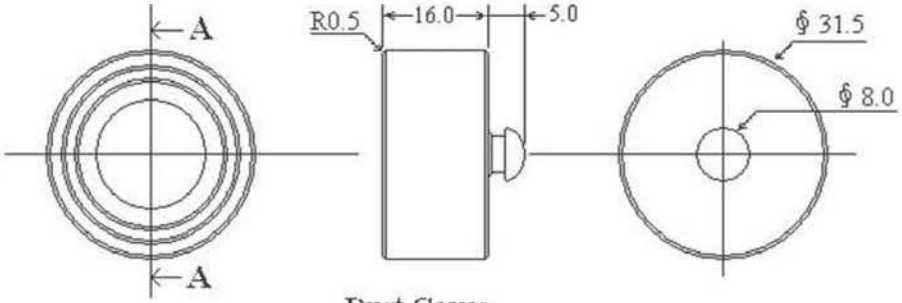

Dust Cover
Material EPDM Black

Note :
Waterproof Rate : IP 68
UV Resist

8	For Panel Thickness Max 5.0mm	
7	Nut	Nylon + GF Black
6	Terminal Pin	Brass Gold Plated 250V / 5A
5	Gasket	EPDM Black
4	Epoxy	Black
3	PCB	FR-4
2	RJ45	Shielded Jack 8Pin OR 10Pin
1	Housing	Nylon + GF Black

PIN OUT :

RJ45-SP&	8P
8P	8P
1	1
2	2
3	3
4	4
5	5
6	6
7	7
8	8

REVISION	DESCRIPION	REVISED BY	TOLEANCES .X± .XX± ANGLE ½°					UNIT	mm	PART NAME	RJ45 Jack, Rear Panel Mourting	DWG NO
4			DRAWN BY	Jelly	DESIGNED BY	Eric	SCALE					WS1772A
3												
2			CHECKED BY		APPROVED BY		DATE	2012. 02. 07		PART NO	A46912002	
1 2012. 02. 07	換新圖框, 重新出圖	Jelly										