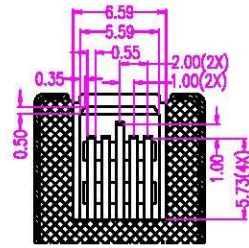


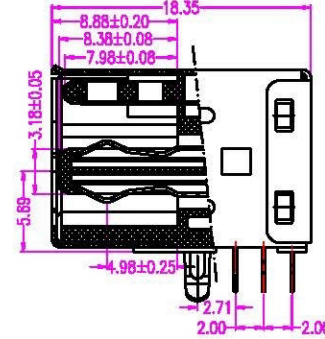
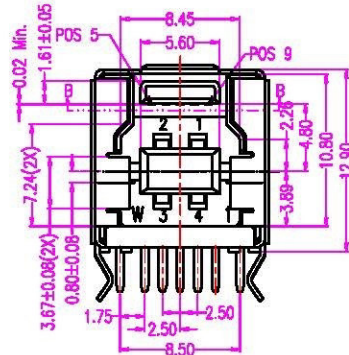
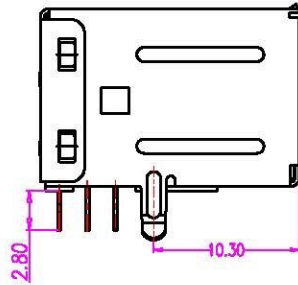
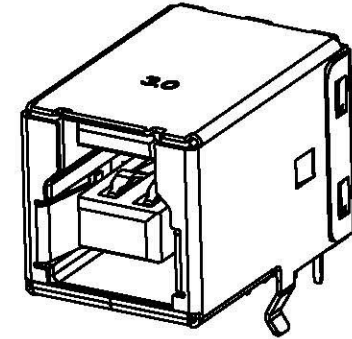
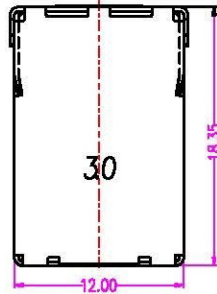
This document is the property of Nan-Yeong Corporation and is delivered on the express condition that it is not to be disclosed, reproduced or used, in whole or in part, for manufacture or sale by anyone other than Nan-Yeong Corporation without its prior consent, and that no right is granted to disclose or to use any information in this document.

CUSTOMER DRAWING

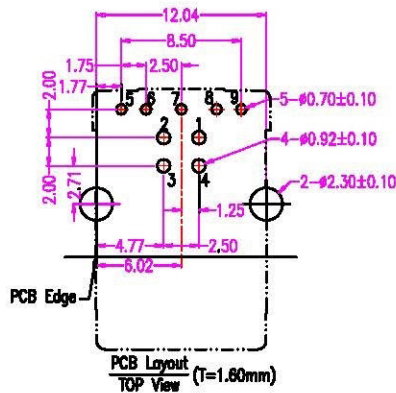
REV.	DESCRIPTION	APPVL. BY	DATE	ECN NO.
A	RELEASE	Fido Veng	22/12/08*	
B				
C				



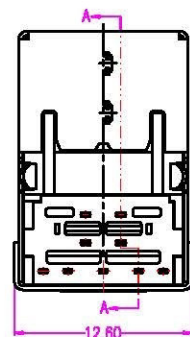
Section B-B



Section A-A



PCB Layout TOP View (T=1.60mm)



NOTE:

- MATERIAL :**
 - HOUSING : PBT UL94V-0 ; COLOR : BLUE
 - CONTACT : 1-4P PHOSPHOR BRONZE C5191-H T=0.20mm
5-9P BRASS C2680-H T=0.20mm
 - SHELL : BRASS C2680R-H T=0.3mm
- FINISH :**
 - CONTACT :
 - CONTACT AREA : 15 MICRO INCHES MIN. GOLD PLATED
 - SOLDER AREA : TIN
 - UNDER PLATE : NICKEL
 - SHELL : NICKEL PLATED OVER ALL
- ELECTRICAL SPECIFICATION :**
 - Current Rating: 1.5A MAX PER PIN.
 - Contact Resistance:
 - 30mOhm(Max) INITIAL FOR VBUS AND GND CONTACTS.
 - 50mOhm(Max) INITIAL FOR ALL OTHER CONTACTS.
- Environmental :**
 - Operation Temperature : 0°C~50°C

DRAW	Jen Xie	APPVL	Emily Suen	UNIT	mm	TOLERANCE		TITLE	USB 3.0 B TYPE(F) 插DIP 90 度(藍色/鍍5u")-內構			SHEET	
CHECK	Emily Suen	SCALE	1:1	ANGULA	±1°	www.allconnectors.com TEL: 0049 711 7005069 70294 Hilderstadt - Germany		info@allconnectors.com FAX: 0049 711 7005041 Kettnerstr. 20	PART NO.	US-09F3-08	DWG NO.	QC5006	