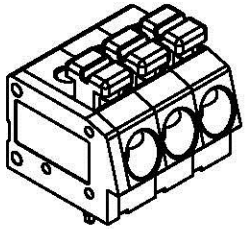

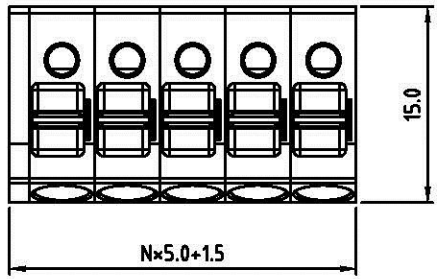

N= Number of poles

Material:

- Item ① Insulator(lever): Thermoplastic (UL94V-0)
- Item ② Insulator(housing): Thermoplastic (UL94V-0)
- Item ③ Wire guard: Stainless steel
- Item ④ Terminal Body(contact pin): Brass.

Electrical:	UL
Voltage rating:	300 V
Current rating:	10 A
Wire range:	
Solid wire(AWG):	12-20
Stranded wire(AWG):	12-20
Wire strip length:	10-11 mm
Withstanding Voltage:	1.6KV
Operating temperature:	-33°C to +105°C
Soldering temperature:	250°C ±10°C/5 Sec

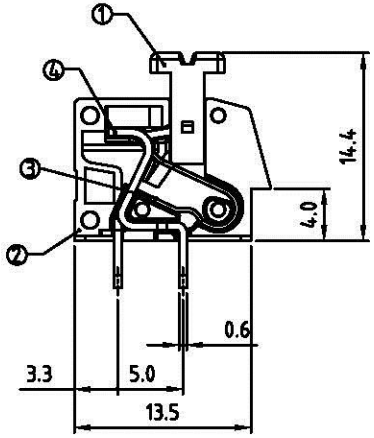

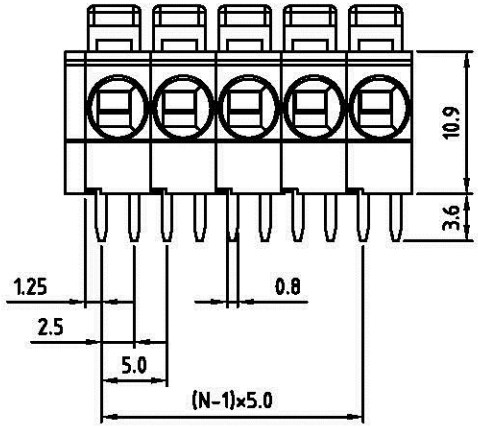

TBX050-R14-xx-LF
LEADFREE

RoHS Compliant

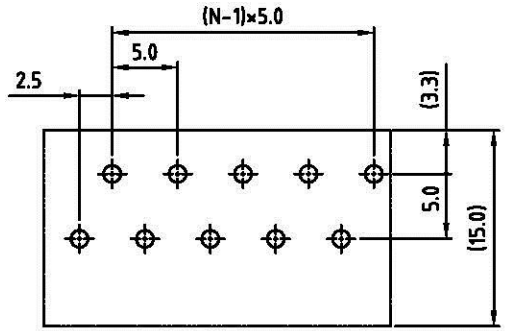

PCB Layout

All Connectors
www.allconnectors.de
Tel.: 0049 711 7009503
70794 Filderstadt Germany
info@allconnectors.de
Fax: 0049 711 7009504
Kettemerstr. 25

PART NO. TBX050-R14-xx							
DWG NO. TBX050-R14-xx	CHECKED BY CY	TOLERANCES ARE .X ± 0.2 .XX ± .XXX ± AWG	DESCRIP TION:				
FILE NO.	DRAWING BY						
UNIT / mm	SCALE 1 : 1	PROJECTION	AREA	REVISIONS	HK	DATE	