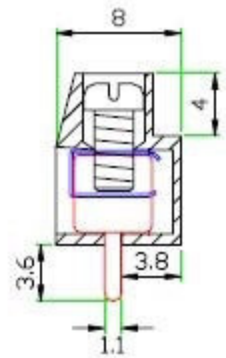
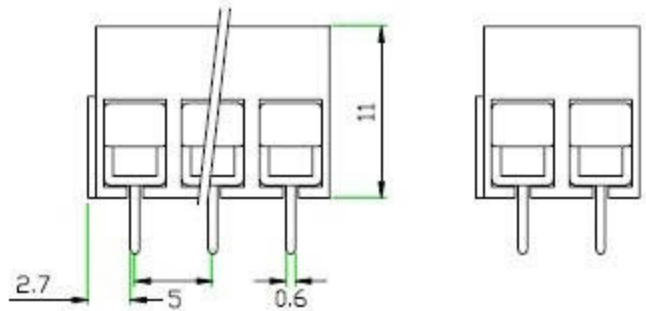
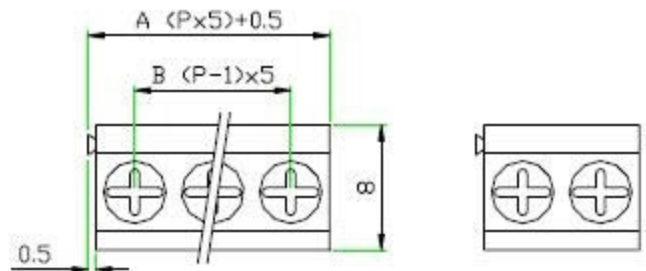


SPECIFICATIONS

BARRIER MATERIAL: THERMOPLASTIC (UL 94V-0)
GREEN
TERMINALS: TIN PLATED BRASS
SCREWS: ZINC PLATED STEEL
WIRE RANGE AWG: 16-22 STR
RATING: 10 AMPERES, 250 VAC
 INSULATION WITHSTANDS VOLTAGE AC 2000V
 INSULATION RESISTANCE 500 Ω OR MORE AT DC 500V
FEATURES
 SUPPLY 2P 3P CAN BE DOVETAILED TOGETHER TO
 MAKE ANY LENGTH & DIFFERENT COMBINATIONS



POLE	2	3	4	5	6	7	8	9	10	11	12	13	14	15
A	10.5	15.5	20.5	25.5	30.5	35.5	40.5	45.5	50.5	55.5	60.5	65.5	70.5	75.5
B	5	10	15	20	25	30	35	40	45	50	55	60	65	70
	16	17	18	19	20	21	22	23	24	25	26			
A	80.5	85.5	90.5	95.5	100.5	105.5	110.5	115.5	120.5	125.5	130.5			
B	75	80	85	90	95	100	105	110	115	120	125			



PART NO. TBN050-D11-XX		CHECKED BY CY	TOLERANCES ARE X ± 0.2 XX ± XXX ± AWG	DESCRIPTION:			
DWG NO. TBN050-D11-XX							
FILE NO.		PROJECTION	AREA	REVISIONS	HK	DATE	
UNIT / mm	SCALE 1:1						