

Technical Data:

Material:

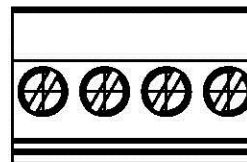
- ▲ ● Contact(metal housing): Brass Machined(Optional)
- Terminal screw: Steel Galvanized and chromatedized or Nickel plated or Tin plated(standard)(optian)
- Wire guard: PhBZ, Tin plated.
- Insulator body(housing): Polyamide(Glass filled)(UL94V-0)

Electrical

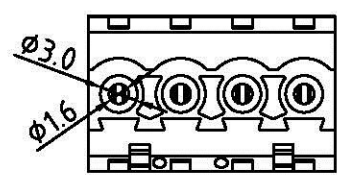
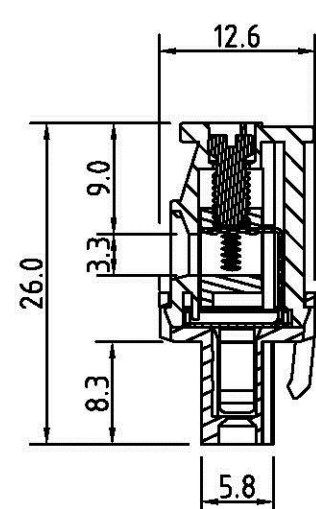
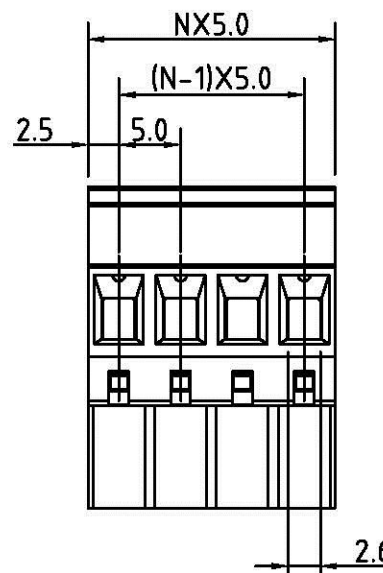
- ▲ ● Voltage rating: 300VAC
- ▲ ● Current rating: 10 Amps/way max
- Contact resistance: 20mΩ(max)
- Insulation resistance: 5000MΩ/1000V
- Withstanding Voltage: 1500VAC(1min) Test time=60sec/1pcs
- Wire range: 12-24AWG

Mechanical:

- Torque: 4kgf.cm/M3
- Operating temperature: -33°C to +120°C
- Soldering temperature= 250°C/5 seconds max



N=Number of contacts



P/N	TBH050-SVBE0-xx	TBH050-SVBEE-xx	TBH050-SVB-xx
DWG			

**Allconnectors**

www.allconnectors.de  
 info@allconnectors.de  
 Tel.: 0049 711 7009508  
 Fax.: 0049 711 7009504  
 70794 Filzstätt - Germany  
 Kette merstr. 25

PART NO. TBH050-SVB-xx

DWG NO. TBH050-SVB-xx

FILE NO.

UNIT / mm

SCALE 1:1

CHECKED BY CY

DRAWING BY

PROJECTION

TOLERANCES ARE

.X ± 0.3  
 .XX ± 0.1  
 .XXX ±  
 AWG

DESCRIPTION:

AREA

REVISIONS

HK

DATE