

Technical Data:

Material:

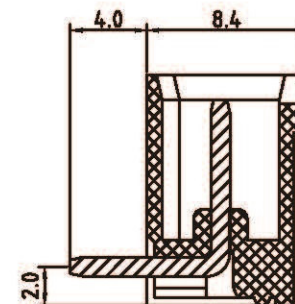
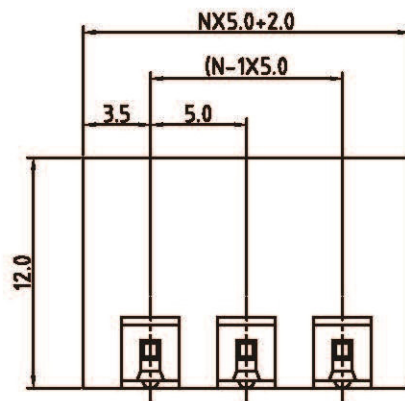
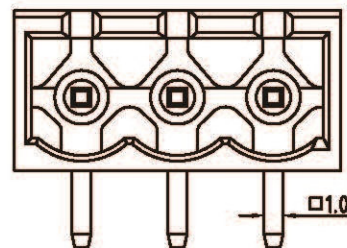
- Solder Pin: Brass with Tin plated
- Insulator body(housing): Polyamide(Glass filled)(UL94V-0)

Electrical

- Voltage rating: 300VAC
- Current rating: 10A
- Insulation resistance: 500M Ω at DC 500V
- Withstanding Voltage: AC 1500V(1min)

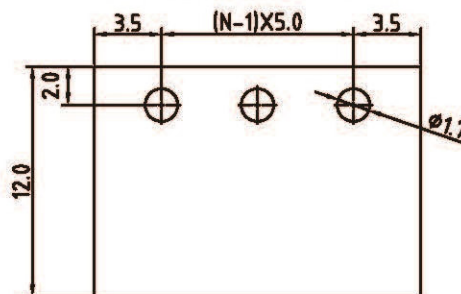
Mechanical:

- Using temperature Range: -40°C to +105°C
- Soldering temperature:+250°,5seconds Max.



N=Number of contacts

PCB. LAYOUT



TBH050-PRBxx-xx-LF
 BLANK:GREEN | LEADFREE
 BK:BLACK | 02~24WAY

RoHS Compliant

All Connectors

www.allconnectors.de
 Tel.: 0049 711 7009503
 70734 Filberstadt - Germany

info@allconnectors.de
 Fax: 0049 711 7009504
 Kattenmeistr. 25

PART NO. TBH050-PRBxx-xx

DWG NO. TBH050-PRBxx-xx

FILE NO.

UNIT / mm

SCALE 1:1

CHECKED BY CY

DRAWING BY

PROJECTION

TOLERANCES ARE

- X ±
- .X ±
- .XX ±
- .XXX ±
- ANG

DESCRIPTION: 0.5mm 90° / CLOSE SERIES

AREA

REVISIONS

DATE