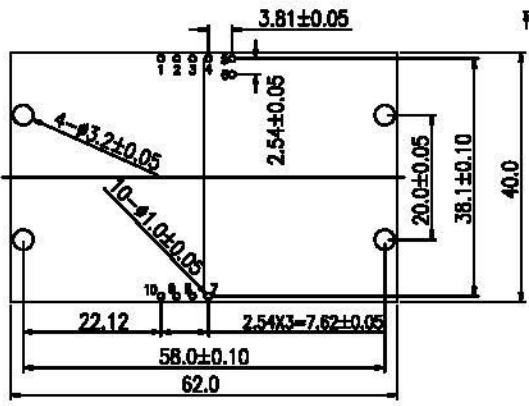
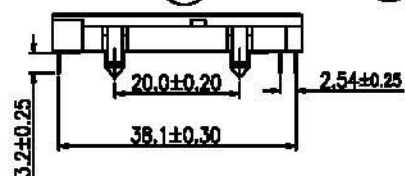
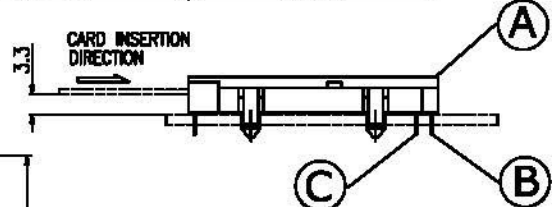
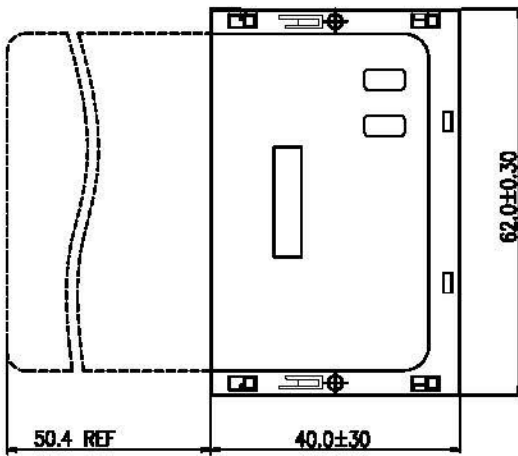
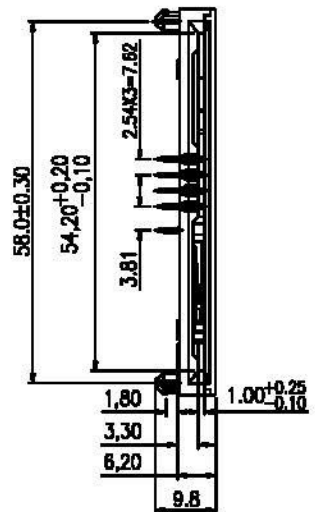


SWITCH CIRCUIT

MATERIAL AND FINISH AS BELOW



A	Housing	PBT UL94V-0 Black	E
B	Contact	Phosphor Bronze C5191 Contact Area:3u" Gold, Solder Area:Tin Plating	F
C	Switch	Phosphor Bronze C5191, Contact Area:Gold Flash	H



RECOMMENDED PCB LAYOUT

SPECIFICATION:

- 1. ELECTRICAL**
 - 1.1 Current Rating: 1.0A
 - 1.2 Voltage Rating: 100V AC/DC
 - 1.3 Contact Resistance: 50mΩ
 - 1.4 Insulation Resistance: 1000MΩ
 - 1.5 Dielectric Withstanding Voltage: 500VDC
- 2. MECHANICAL**
 - 2.1 Durability: 10000 Cycle
- 3. ENVIRONMENTAL**
 - 3.1 Operating temperature range: -40°C~+85°C
 - 3.2 Storage temperature range: -40°C~+85°C
- 4. SOLDER ABILITY**
 - 4.1 Recommended IR Reflow Temperature: 260°C

P1	P2	P3	P4	P5	P6	P7	P8	P9	P10	P11	P12
----	----	----	----	----	----	----	----	----	-----	-----	-----

PIN ASSIGNMENT

116B-DB00-R02	Smart Card Socket, Normal Open DIP Type, Contact Area:3u" Gold
PRODUCT NO.	DESCRIPTION

UNLESS OTHERWISE SPECIFIED TOLERANCE		
ANGLES	ANG.	±5°
	0.	±0.3
LINEAR	0.0	±0.25
	0.00	±0.20
SCALE	AS SHOWN	UNIT: mm
DRAWN	Willis	2013/09/24
CHECKED	Angel	2013/09/24
APPROVED	Ken	2013/09/24

All Connectors

www.allconnectors.com | info@allconnectors.com
 TEL: +49 (0) 71 70 96 30 | Fax: +49 (0) 71 70 96 34
 70549 Leinfelden-Echterdingen | Karlsruhe, DE

DRAWN NAME: Smart Card Socket, Normal Open DIP Type

PRODUCT NO. 116B-DB00-R02

- △ Revise:
- △ Revise:
- △ Revise:

REV.	DESCRIPTION	DATE	REV.	DESCRIPTION	DATE	SIZE	REV.	FILE NAME
1						A4	1.0	116B-DB00-R02_B_1