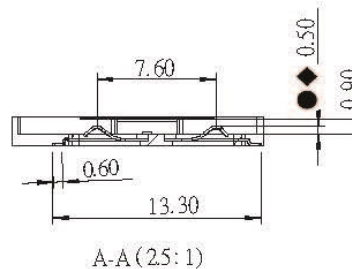
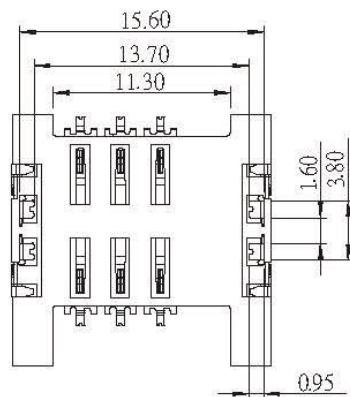
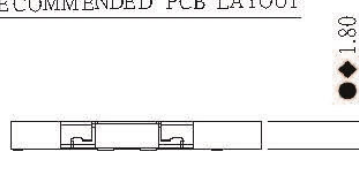
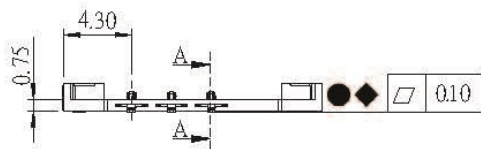


RECOMMENDED PCB LAYOUT

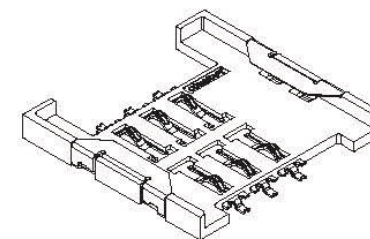


NOTE:

1. INSPECTION SYMBOL:

● : MANUFACTURER INSPECTION

◆ : Q.C INSPECTION



SCU-W1218X-06-LF
LEADFREE
RoHS Compliant

All Connectors

www.allconnectors.com
Tel.: 0049 711 7095049
71794 Filberstadt - Germany

info@allconnectors.com
Fax: 0049 711 7095011
Karlsmarkt, 22

PART NO. SCU-W1218X-06

DWG NO. SCU-W1218X-06

CHECKED BY CY

TOLERANCES ARE

DESCRIPTION:

FILE NO.

DRAWING BY

.X ± 0.2
.XX ±
.XXX ±
AWG

AREA

REVISIONS

HK

DATE

UNIT / mm

SCALE 1:1

PROJECTION

