

MATERIALS

HOUSING: LCP (UL 94V-0), BLACK
 SHELL: STAINLESS STEEL
 PAD: STAINLESS STEEL, GOLD FLASH
 TERMINAL: PHOSPHOR BRONZE, GOLD PLATED ON CONTACT AREA, TIN PLATING ON SOLDER TAIL

SPECIFICATION

CURRENT RATING: 0.5AMP MAX
 DIELECTRIC WITHSTANDING: 500V AC FOR ONE MINUTE
 CONTACT RESISTANCE: 100m OHMS MAX
 INSULATION RESISTANCE: 1000M OHMS AT DC 500V
 OPERATION TEMPERATURE: -25°C~+85°C
 COPLANARITY OF SOLDER TAILS: 0.10mm MAX

SIM CARD EJECT AREA

SCTF-W17TR-0608-LF
 LEADFREE
 RoHS Compliant

Allconnectors

www.allconnectors.de
 info@allconnectors.de
 70754 Filderstadt - Germany

PART NO. SCTF-W17TR-0608

DWG NO. SCTF-W17TR-0608

FILE NO.

UNIT / mm

SCALE 1:1

CHECKED BY CY

DRAWING BY

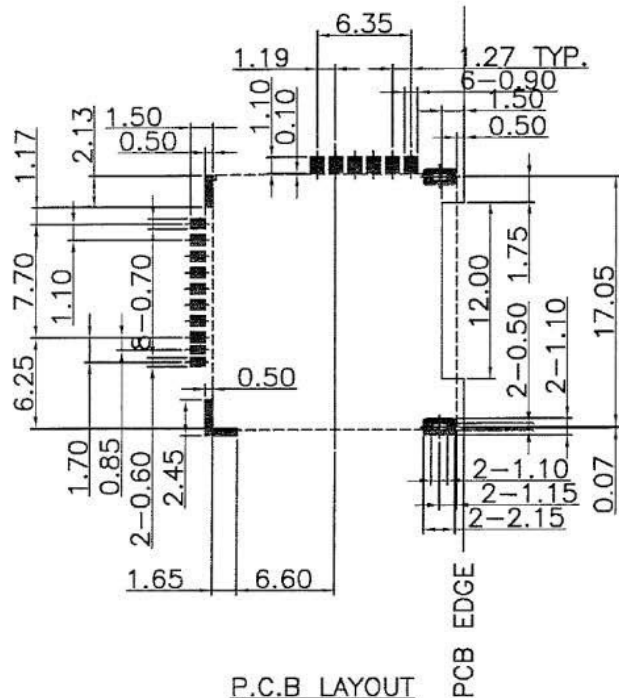
PROJECTION

TOLERANCES ARE

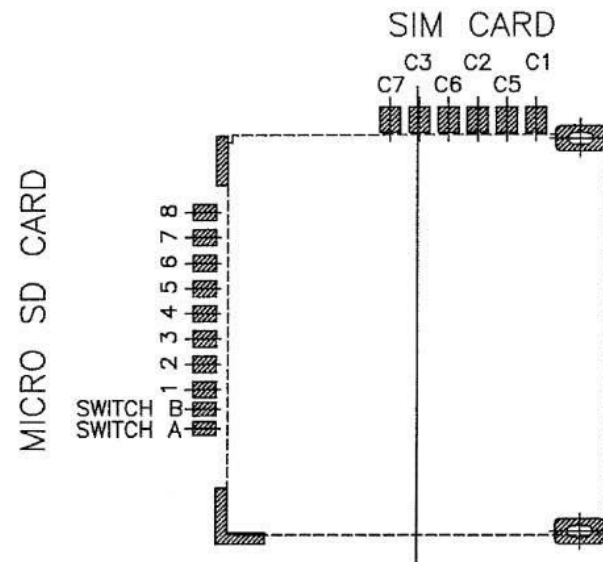
- X ±
- .X ± 0.3
- .XX ± 0.2
- .XXX ± 0.1
- ANG

DESCRIPTION: TFLASH+SIM CARD

| AREA | REVISIONS | DATE |
|------|-----------|------|
| | | |



P.C.B LAYOUT
TOP VIEW ±0.05



CIRCUIT POSITION

INFORMATION

1.SWITCH TYPE: CARD OUT-SWITCH OPEN
CARD IN-SWITCH CONTACT

| SIM CARD | |
|----------|----------|
| Pin No. | NAME |
| C1 | VCC |
| C2 | RST |
| C3 | CLK |
| C4 | Reserved |
| C5 | GND |
| C6 | VPP |
| C7 | I/O |
| C8 | Reserved |

| MICRO SD CARD | | | |
|---------------|---------|--------|-----------------------------|
| Pin No. | NAME | TYPE | DESCRIPTION |
| 1 | DAT2 | I/O/PP | Date Line[bit2] |
| 2 | CD/DAT3 | I/O/PP | Card Detect Date Line[bit3] |
| 3 | CMD | PP | Command Response |
| 4 | VDD | S | Supply Voltage |
| 5 | CLK | I | Clock |
| 6 | VSS | S | Supply Voltage Ground |
| 7 | DAT0 | I/O/PP | Date Line[bit0] |
| 8 | DAT1 | I/O/PP | Date Line[bit1] |

All Connectors

www.allconnectors.de
Tel: 0049 713 7009504
70734 Filberstadt - Germany

info@allconnectors.de
Fax: 0049 713 7009504
Kellernstr. 25

PART NO. SCTF-W17TR-0608

DWG NO. SCTF-W17TR-0608

FILE NO.

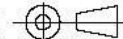
UNIT / mm

SCALE 1:1

CHECKED BY CY

DRAWING BY

PROJECTION



TOLERANCES ARE

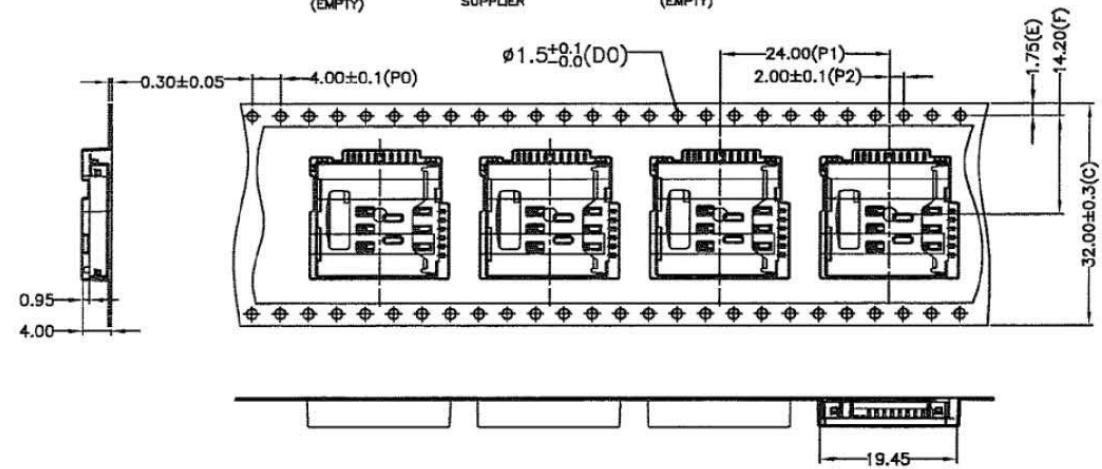
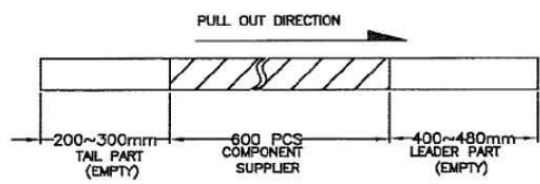
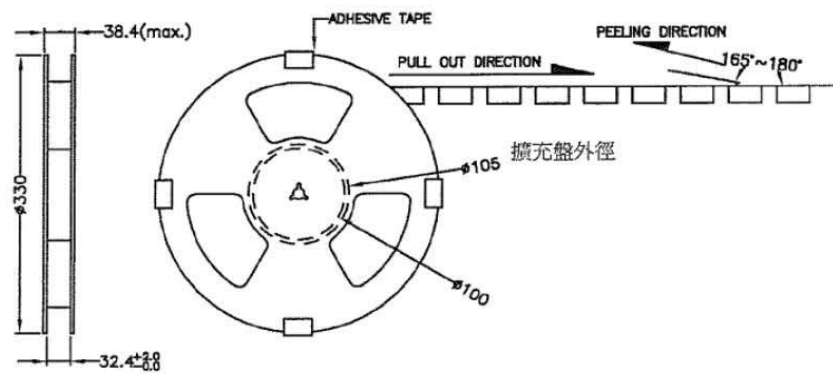
X ±
X ± 0.3
XX ± 0.2
.XXX ± 0.1
ANG

DESCRIPTION: TFLASH+SIM CARD

AREA

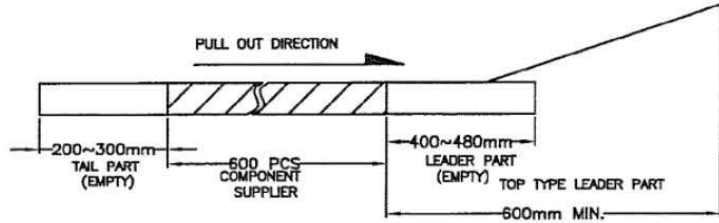
REVISIONS

DATE

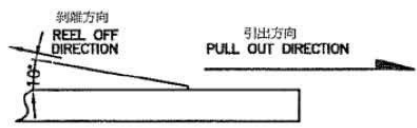


NOTES:

- 1.包裝數量(NUMBER OF CONNECTORS): 600PCS/REEL
- 2.引導帶長度(LEAD TAPE LENGTH)



- 3.上帶剝離強度(PEELING OFF FORCE OF TOP TAPE) 0.1N~1.3N
- 剝離方向以下圖為參照(PEELING DIRECTION AS SHOWN IN FOLLOWING FIG)



- 4.材料(MATERIAL).
- 載帶(CARRIER TYPE):PS(POLYSTYRENE.)
- 上帶(TOP TYPE):PE
- 卷輪(REEL):PS(POLYSTYRENE)
- 擴充盤(EXPAND COIL):STEEP COTTON(330*32*6mm)



All connectors

www.allconnectors.de
Tel.: 0049 711 7009503
70734 Illerstadt - Germany

info@allconnectors.de
Fax: 0049 711 7009504
Kettnerstr. 25

PART NO. SCTF-W17TR-0608

DWG NO. SCTF-W17TR-0608

FILE NO.

UNIT / mm

SCALE 1:1

CHECKED BY CY

DRAWING BY

PROJECTION

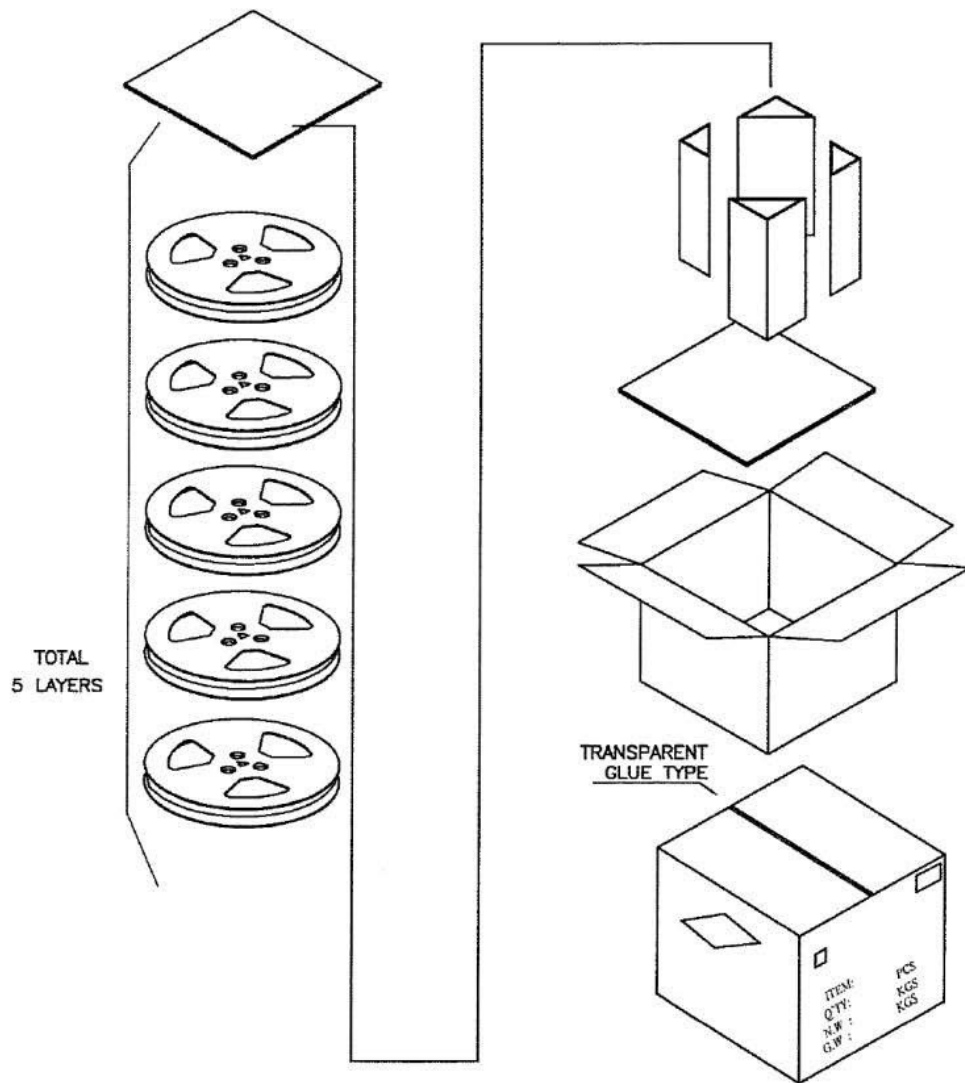
TOLERANCES ARE

X ±
.X ± 0.3
.XX ± 0.2
.XXX ± 0.1
ANG

DESCRIPTION:

TFLASH+SIM CARD

AREA REVISIONS DATE



包裝數量(NUMBER OF CONNECTORS):
 600PCS/REEL
 5REELS/BAG
 1BAG/BOX
 3000PCS/BOX

All Connectors

www.allconnectors.de
 Tel.: 0049 711 7003500
 70704 Filderstadt - Germany

info@allconnectors.de
 Fax: 0049 711 7003504
 Kettnerstr. 25

PART NO. SCTF-W17TR-0608

DWG NO. SCTF-W17TR-0608

FILE NO.

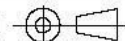
UNIT / mm

SCALE 1:1

CHECKED BY CY

DRAWING BY

PROJECTION



TOLERANCES ARE

X ±
 X ± 0.3
 .XX ± 0.2
 .XXX ± 0.1
 ANG

DESCRIPTION: TFLASH+SIM CARD

AREA

REVISIONS

DATE