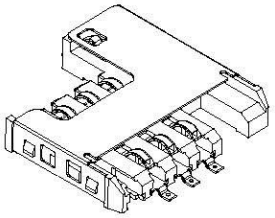

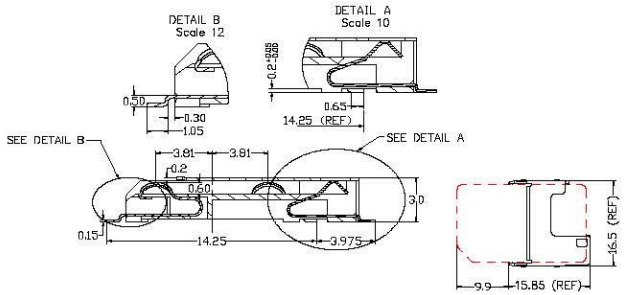

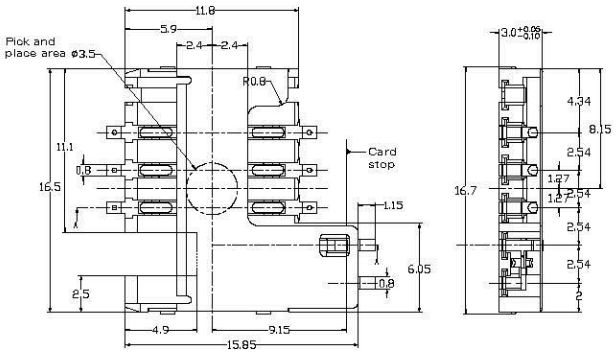

Unit: mm; Tolerances:±0.10mm
Mechanical outline dimension

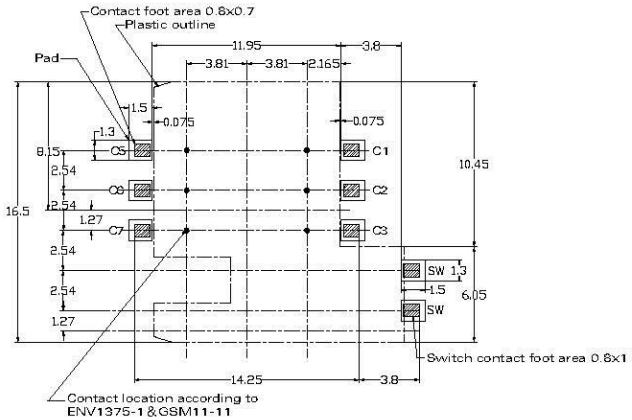

Unit: mm; Tolerances:±0.10mm
Reference dimension for PCB Layout

TECHNICAL CHARACTERISTICS

1. General Characteristics
   - Dimensions: 15.85L x16.50 W x 3.00H mm
   - Weight: Approx. 0.70 g
   - Contact principle: Friction technology
   - Operating position: Shaft up / Down / Horizontal
   - Mounting System: SMT without post
   - Durability: 10,000 cycles min.
2. Mechanical Characteristics:
   - Insulation material: Thermoplastic, UL 94V-0
3. Electrical Characteristics
   - Number of contacts: 6 pins
   - Contact resistance: 50 m**Ohm** typical, 100 m**Ohm** max.
   - Insulation resistance: > 1000 M**OHM** / 500 VDC
   - Switch type: Blade
   - Operation: Normally open
4. Solderability
   - Wave: Not applicable
   - Vaporphase: 215C, 30 sec. Max.
   - IR reflow: 230 C, 15 sec. Max.
   - Manual soldering: 360 C, 3 sec. Max.
5. Environmental Characteristics
   - Operating temperature: - 40C ~ + 85C
   - Operating humidity: 10 % ~ 95 % RH
   - Storage temperature: - 40C ~ + 85C
   - Storage humidity: 10 % ~ 95 % RH
   - Thermal shock: - 40C ~ + 85C, 5 cycles
   - Damp Heat: 40C, 90 % RH, 500HR.
   - Salt-mist: 35C, 5%, NaCl , 48H.

AllConnectors
www.allconnectors.de
Tel.: 0049 711 7006503
30394 Hildesheim - Germany
info@allconnectors.de
Fax: 0049 711 7006504
Kettemerstr. 23

PART NO. SCT-W1230XB-06								
DWG NO. SCT-W1230XB-06	CHECKED BY CY	TOLERANCES ARE .X ± 0.2 .XX ± .XXX ± AWG	DESCRIP TION:					
FILE NO.	DRAWING BY							
UNIT / mm	SCALE 1:1	PROJECTION		AREA	REVISIONS	HK	DATE	