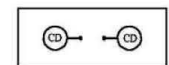
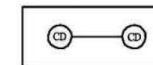


PCB LAYOUT

NOTE:

- SOLDER TAIL TO BE WITHIN 0.05 UPWARD AND 0.2 DOWNWARD FROM Z-DATUM PLACE, AND COPLANALITY OF SOLDER TAILS TO BE WITHIN 0.10  
MEASUREMENT POINT IS SOLDER TAILS TIP.
- INSPECTION SYMBOL:  
● : MANUFACTURER INSPECTION  
◆ : Q.C INSPECTION

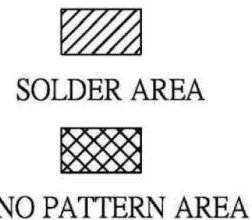
CIRCUIT



WITHOUT CARD

CARD INSERTED

Pin #	Name
C1	VCC
C2	MCLR
C3	RB6/Osc1
C5	VSS
C6	VPP
C7	RB7




**RoHS Compliant**

**All Connectors**

www.allconnectors.de info@allconnectors.de  
Tel.: 0049 711 7009503 Fax: 0049 711 7009504  
70794 Filderstadt - Germany Kettenerstr. 25

**TOLERANCES ARE**

DRAWING BY CY	X ±
CHECKED BY GENIUS	X ±
UNIT/ mm	.XX ±
SCALE 1 : 1	.XXX ±
DATE	ANG ±
SIZE A4	P PROJECTION



**ORDER INFORMATION**

SCP-W14PA-06-LF

SERIES 90°SMT 06WAY LEADFREE  
POST TO POST 14.0mm CLOSED TYPE PUSH PUSH

**DESCRIPTION:**