

RECOMMENDED P.C.B. LAYOUT  
TOLERANCE:±0.05 TOP VIEW

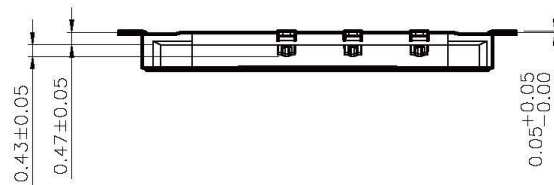
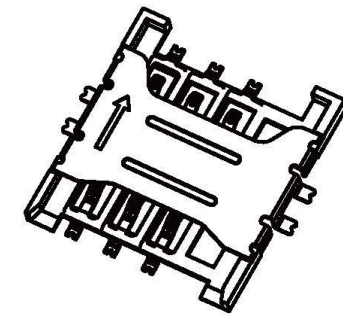
PCB AREA  
 CONNECT AREA  
 KEEP OUT AREA

### MATERIALS

1. HOUSING : THERMOPLASTIC (UL 94V-0) .
2. TERMINAL : COPPER ALLOY,  
PLATING : GOLD PLATED ON CONTACT AREA  
AND SOLDER TAILS,NICKEL PLATED OVERALL.
3. SHELL : STAINLESS STEEL.  
PLATING : NICKEL PLATED OVERALL.  
GOLD PLATED ON SOLDER TAILS

### SPECIFICATION

1. CURRENT RATING : 1.0 A MAX.
2. DIELECTRIC WITHSTANDING VOLTAGE :  
500V AC R.M.S. FOR ONE MINUTE.
3. INSULATION RESISTANCE : 1000M次MIN. AT 500V DC.
4. CONTACT RESISTANCE : 30m次MAX.
5. OPERATING TEMPERATURE : -40°C TO +85°C.



**All Connectors**

www.allconnectors.de info@allconnectors.de  
Tel.: 0049 711 7009503 Fax: 0049 711 7009504  
70794 Filderstadt - Germany Kettenerstr. 25


**RoHS Compliant**

DRAWING BY CY  
CHECKED BY GENIUS  
UNIT/mm SCALE 1:1  
DATE  
SIZE A4

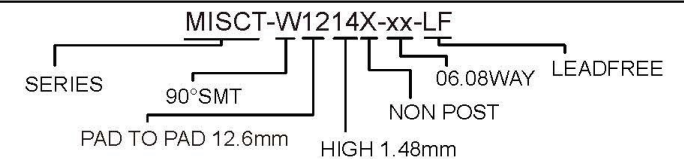
TOLERANCES ARE

X ± 0.30  
.X ± 0.20  
.XX ± 0.10  
.XXX ± 0.05  
ANG ±

PROJECTION



ORDER INFORMATION



DESCRIPTION: SIM card no push 1.48H