

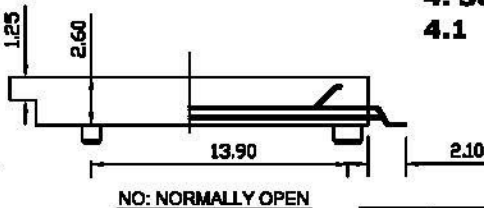
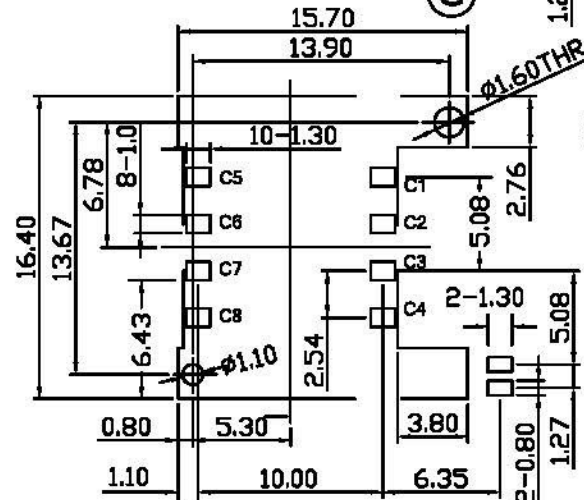
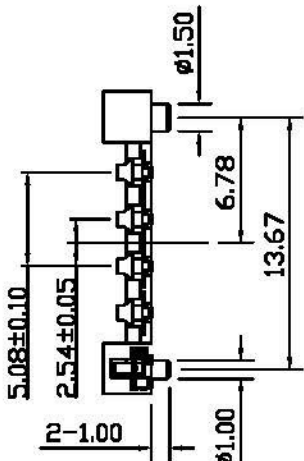
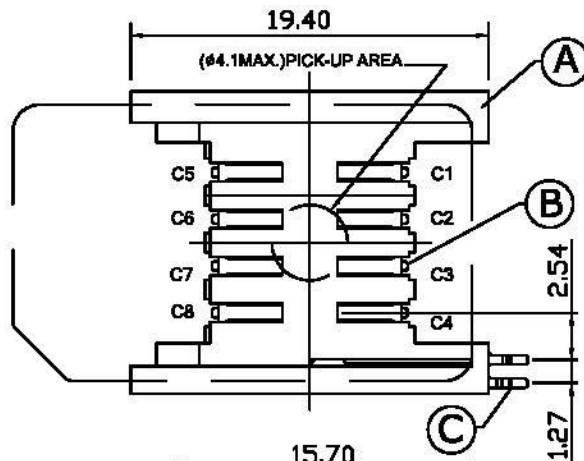
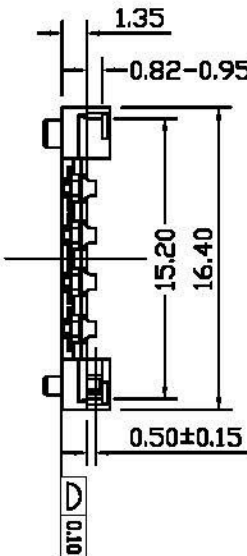
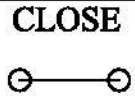
SWITCH CIRCUIT

MATERIAL AND FINISH AS BELOW

WHEN CARD IS EJECTED

WHEN CARD IS INSERTED

A	Housing	LCP UL94V-0 Black	E
B	Contact	Phosphor Bronze C5191, 0.15t, Contact Area:5u" Gold, Solder Area:Gold Flash	F
C	Switch	Phosphor Bronze C5191, 0.15t, Gold Flash	H

**SPECIFICATION:**

- 1. ELECTRICAL**
  - 1.1 Current Rating: 1.0A
  - 1.2 Voltage Rating: 30V AC/DC
  - 1.3 Contact Resistance: 50mΩ
  - 1.4 Insulation Resistance: 1000MΩ
  - 1.5 Dielectric Withstanding Voltage: 500VDC
- 2. MECHANICAL**
  - 2.1 Durability: 10000 Cycle
- 3. ENVIRONMENTAL**
  - 3.1 Operating temperature range: -40°C~+85°C
  - 3.2 Storage temperature range: -40°C~+85°C
- 4. SOLDER ABILITY**
  - 4.1 Recommended IR Reflow Temperature: 260°C

VCC	RST	CLK	N/A	GND	VPP	I/O	N/A			
C1	C2	C3	C4	C5	C6	C7	C8			

**PIN ASSIGNMENT**

115J-BC00										
SIM Card 8Pin Socket Normally Open Switch , Contact Area:5u" Gold										
PRODUCT NO.		DESCRIPTION								

UNLESS OTHERWISE SPECIFIED TOLERANCE		
ANGLES	ANG.	±5°
	0.	±0.3
LINEAR	0.0	±0.25
	0.00	±0.20
SCALE	AS SHOWN	UNIT: mm
DRAWN	Willis	2013/09/24
CHECKED	Angel	2013/09/24
APPROVED	Ken	2013/09/24

**Allconnectors**

www.allconnectors.de    info@allconnectors.de  
 Tel.: 0049 711 2099333    Fax: 0049 711 2099004  
 70/84 Hildersdorf, Germany    Kellernstraße 25

**DRAWN NAME:**  
SIM Card Socket with Card Detector Switch

**PRODUCT NO.:** 115J-BC00

- △ Revise:
- △ Revise:
- △ Revise:

REV.	DESCRIPTION	DATE	REV.	DESCRIPTION	DATE	SIZE	REV.	FILE NAME
1						A4	1.0	115J-BC00_B_1