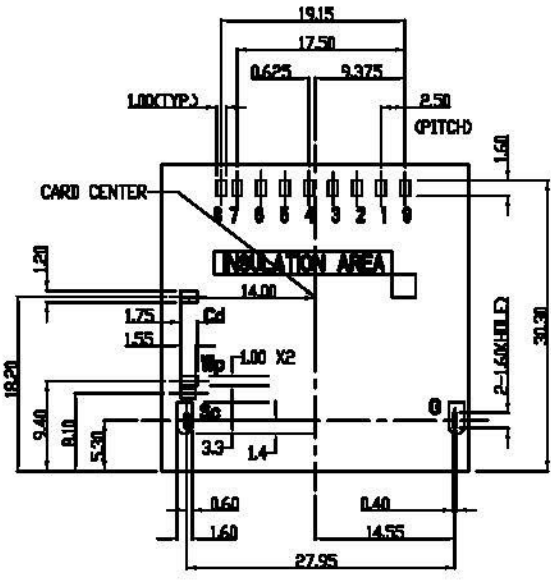
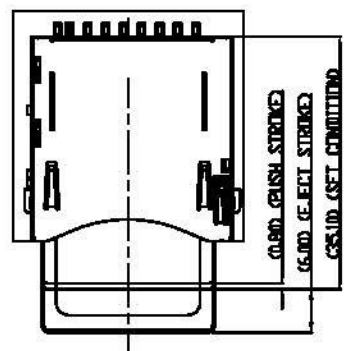
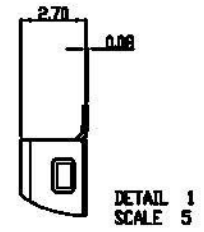
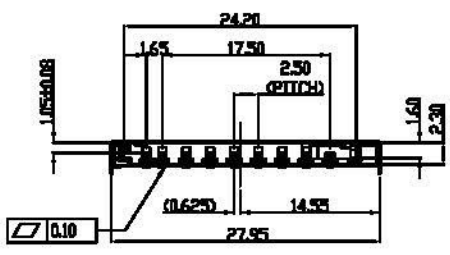
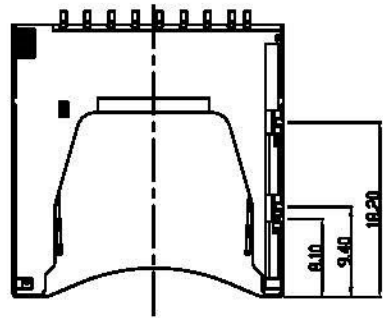
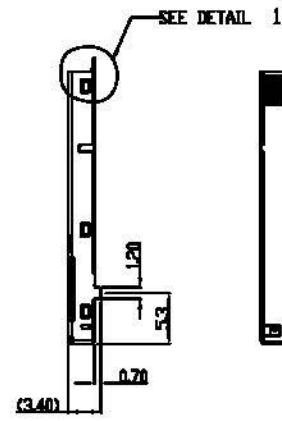
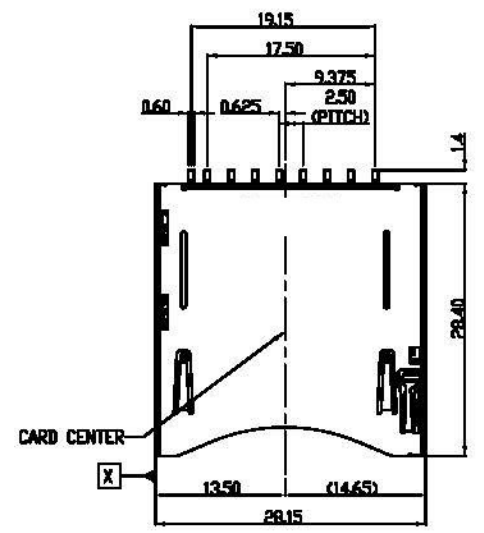


1		2		3	
Card detection switch		Write protection switch			
When card is ejected	When card is inserted	When card is ejected	When card is inserted		
OPEN	CLOSE	OPEN	Write protect	Write enable	
OPEN	CLOSE	OPEN	OPEN	CLOSE	
Cd Sc	Cd Sc	Vp Sc	Vp Sc	Vp Sc	

PIN NO.	PIN ASSIGNMENT	PIN NO.	PIN ASSIGNMENT	ITEM	PART NAME	QTY	MATERIAL	FINISH
1	DAT3/CS/CD	8	DAT1	1	BODY	1	LCP	
2	CMD	9	DAT2	2	SLIDER	1	LCP	
3	VSS1	Vp	WRITE PROTECTION	3	CONTACT	9	PHOSPHOR BRONZE	GOLD 10u"
4	VDB	Cd	CARD DETECTION	4	WRITE PROTECTION PIN	1	PHOSPHOR BRONZE	GOLD FLASH
5	CLK	Sc	COMMON PIN	5	CARD DETECTION PIN	1	PHOSPHOR BRONZE	GOLD FLASH
6	VSS2	G	SOURCE / GROUND	6	COMMON PIN	1	PHOSPHOR BRONZE	GOLD FLASH
7	DAT0			7	LATCH	1	STAINLESS	
				8	SHELL	1	STAINLESS	GOLD FLASH
				9	DRAG LINK	1	STAINLESS	
				10	SPRING	1	PIANO WIRE	NICKEL PLATE

Note:
Card Release Force: 6N-9N



RECOMMEND PC BOARD LAYOUT
GENERAL TOLERANCE: ±0.05mm

PRODUCT NUMBER:
104H-I D A 0-R01
1 2 3

- 1.Type
TiTop Mount
- 2.Contact Plating
D10u" gold plating
- 3.Stand Off Dimension
A0mm

UNLESS OTHERWISE SPECIFIED TOLERANCE		
ANGLES	ANG.	+5P
	0.	±0.3
LINEAR	0.0	±0.25
	0.00	±0.20
SCALE	AS SHOWN	UNIT: mm
DRAWN	Willis	2013/10/31
CHECKED	Angel	2013/10/31
APPROVED	Ken	2013/10/31

All Connectors

www.allconnectors.de info@allconnectors.de
Tel: 0049 211 360933 Fax: 0049 211 360930
70729 Ulm, Germany fact@allconnectors.de

DRAWN NAME: SD Socket Top Mount
Push-Push Type, Card Lock Function

PRODUCT NO. 104H-TDA0-R01
FILE NAME 104H-TDA0-R01_B_1

REV.	DESCRIPTION	DATE	REV.	DESCRIPTION	DATE
1			2		
2			3		
3			4		
4			5		
5			6		
6			7		
7			8		
8			9		
9			10		

- Revise:
- Revise:
- Revise:

SIZE A4 REV. 1.0