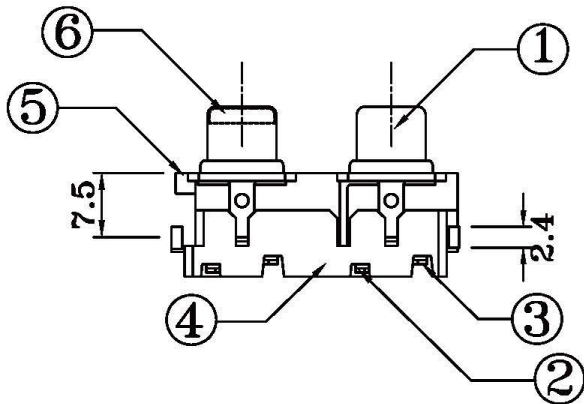
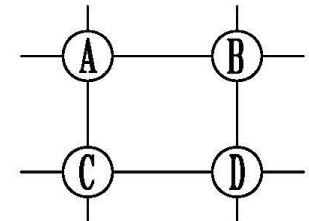


PCB LAYOUT (BOTTOM VIEW)



NO.	NAME	MATERIAL	FINISH	Q'TY
1	BARREL	BRASS	NICKEL PLATED	2
2	TOP TERM.	BRASS	TIN PLATED	2
3	BOTTOM TERM.	BRASS	TIN PLATED	2
4	HOUSING	ABS	WHITE	1
5	TOP COVER	ABS	BLACK	2
6	RING	P.B.T.	WHITE.RED	2

SCHEMATIC		RING COLOR			
TOP	1	A	B	C	D
	2	WHITE	WHITE	RED	RED
BOTTOM	1				
	3				

All Connectors

www.allconnectors.de info@allconnectors.de
 Tel.: 0049 711 7009503 Fax: 0049 711 7009504
 70794 Filderstadt - Germany Kettenerstr. 25


RoHS Compliant

DRAWING BY CY
 CHECKED BY GENIUS
 UNIT/mm SCALE 1:1
 DATE
 SIZE A4

TOLERANCES ARE

X ±
 .X ±
 .XX ±
 .XXX ±
 ANG ±

PROJECTION



ORDER INFORMATION

RCAB2-JR70E1VWVRR-03-LF

SERIES LEADFREE
 03 WAY
 EAR 7.0mm
 DIP 90°
 JACK CD:RED / RED
 AB:WHITE / WHITE

DESCRIPTION: