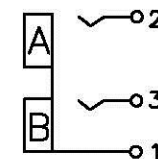


	COLOR
A	W
B	Y

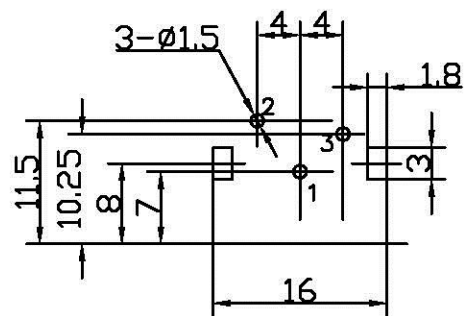
RCAB1-JR70ER1WY-03-LF

A=WHITE
B=YELLOW
LEADFREE

RoHS Compliant



Schematic Diagram



PCB HOLES(TOP VIEWED)

NOTE: TOLERANCE: ±
0.3mm

7	EARTH CONTACT	1	H62Y t=0.3	Cn Sn PLATED
6	COVER	1	ABS(black)	94HB
5	WASHER	2	ABS	94HB
4	HOUSING	1	ABS(black)	94HB
3	OUTER CONTACT	1	H65 t=0.4	AU PLATED
2	L-TERMINAL	1	H62Y t=0.45	Pb Sn PLATED
1	S-TERMINAL	1	H62Y t=0.45	Pb Sn PLATED
NO	PART NAME	QTY	MATERIAL	REMARKS

Allconnectors

www.allconnectors.de
Tel: 0049 711 7005002
70794 Filzsch - Germany

info@allconnectors.de
Fax: 0049 711 7005001
Kellernstr. 35

PART NO. RCAB1-JR70ER1WY-03

DWG NO. RCAB1-JR70ER1WY-03

FILE NO.

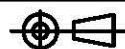
UNIT / mm

SCALE 1:1

CHECKED BY CY

DRAWING BY

PROJECTION



TOLERANCES ARE

X
.XX
.XXX
AWG

DESCRIPTION:

PIN JACK

AREA

REVISIONS

HK

DATE