

PCB Layout
(Top View) PCB Edge

Material and Finish

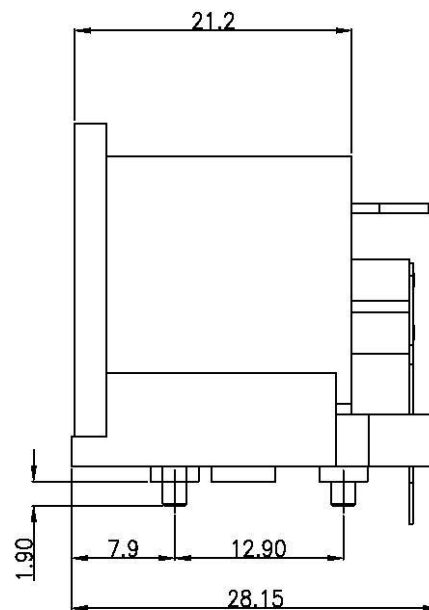
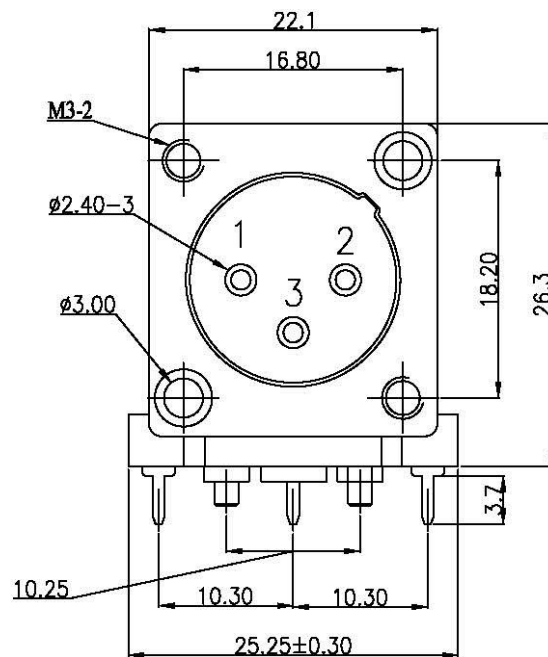
- Housing:
- 2-1. Base: PBT (UL94V-0), Black.
2-2. Body: PBT (UL94V-0), Gray.
- Terminal: Copper Alloy ($\varnothing=2.40\text{mm}$), Silver Plating.
Phosphor Bronze ($t=0.30\text{mm}$), Tin Plating.
- Shield: Zinc Alloy.

Electrical Characteristics

- Voltage Rating: 24V DC
- Current Rating: 15 Amp. Max.
- Dielectric Withstand Voltage:
500V AC RMS for 1 Minute.
- Insulation Resistance: 500M Ohms Min. at 500V DC.

Mechanical Characteristics

- Operating Temperature: $-25^{\circ}\text{C} \sim +85^{\circ}\text{C}$



RoHS Compliant

All Connectors

www.allconnectors.de
Tel.: 0049 711 7009503
70754 Tübingen - Germany

info@allconnectors.de
Fax: 0049 711 7009504
Kettnerstr. 25

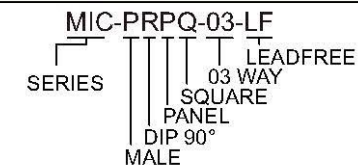
DRAWING BY CY	
CHECKED BY GENIUS	
UNIT / mm	SCALE 1 : 1
DATE	
SIZE A4	PJECTION

TOLERANCES ARE

X ±
X ±
.XX ±
.XXX ±
ANG ±



ORDER INFORMATION



DESCRIPTION: Microphone (XLR) Connector , Male PCB Mount Right Angle, 3 Pins