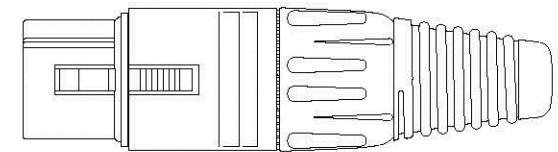
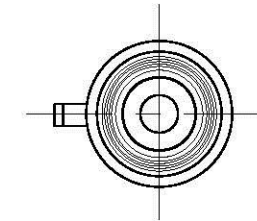
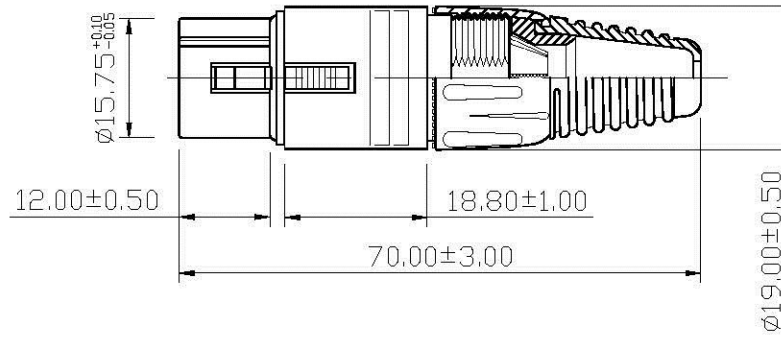
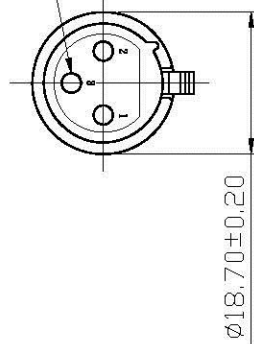


REMARK : RoHS REQUIREMENT APPLIED
(符合RoHS)

3- $\phi 2.85 \pm 0.10$



S 1 : 1

10	ring	1	silicon	black	
9	ring	1	FRP	black	
8	clip	1	FRP	black	
7	contact pin	3	phosphor bronze	nickel	
6	body	1	PBT+30%fiber	black	
5	solder tab	1	SKD-5	nickel	
4	sleeve	1	TPV	black	
3	shell	1	FRP	black	
2	shell	1	zinc alloy	nickel	
1	button	1	zinc alloy	nickel	
NO.	Description	Unit	Materials	Finish	Drawing No.

DIMENSIONS ARE IN
MILLIMETERS

UNLESS OTHERWISE PECIFIED
TOLERANCES
(一般公差)
0.5~6 = ± 0.2
>6~30 = ± 0.4
>30~120 = ± 0.6
>120~315 = ± 1
>315~1000 = ± 1.6
ANGLES(角度) = $\pm 5'$

APPROVED

CHECKED

DRAWN

Otis

DATE

2008. 04. 08

All Connectors

www.allconnectors.de
Tel.: 0049 711 7009503
70704 Filderstadt - Germany

Info: info@allconnectors.de
Fax: 0049 711 7009504
Kettensmerstr. 25

TITLE

MICROPHONE CONNECTOR

DRAWING NO.

MI-103FN(ZA)BKPC-3N(PB)

FILE NO.

DRAWINGARFAMIMI-103FN(ZA)BKPC-3N(PB)

SCALE 1 : 1 UNIT MM