
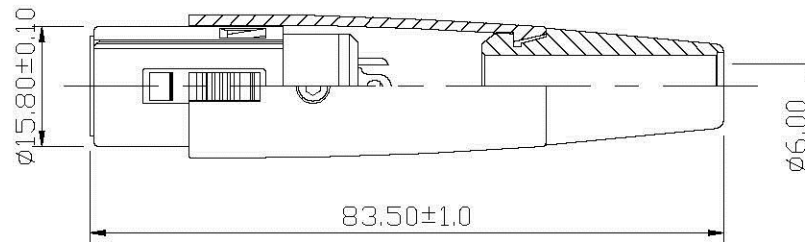
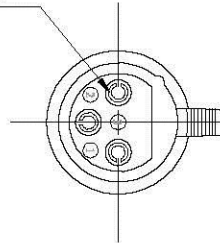


REMARK : RoHS REQUIREMENT APPLIED
(符合RoHS)

3- $\phi 3.60 \pm 0.05$



S 1 : 1

10	clip	1	brass	nickel	
9	sleeve	1	PVC	black	
8	shell	1	zinc alloy	nickel	
7	shell	1	brass	nickel	
6	spring	1	steel	nickel	
5	button	1	brass	nickel	
4	screw	1	iron	nickel	SCREW-303G-M2.6XP0.45X7.0mm
3	solder tab	1	brass	nickel	
2	insulator	1	PBT	black	
1	contact pin	3	phosphor bronze	nickel	
NO.	Description	Unit	Materials	Finish	Drawing No.

DIMENSIONS ARE IN
MILLIMETERS

UNLESS OTHERWISE PECIFIED
TOLERANCES
(一般公差)

0.5~6 = ± 0.2

>6~30 = ± 0.4

>30~120 = ± 0.6

>120~315 = ± 1

>315~1000 = ± 1.6

ANGLES(角度) = $\pm 5^\circ$

CHECKED

DRAWN

Otis

DATE

2010. 06. 02

SCALE | 1 : 1 | UNIT | MM

All Connectors

www.allconnectors.de
Tel.: 0049 711 7009503
70794 Filderstadt - Germany

info@allconnectors.de
Fax: 0049 711 7009504
Kellernstr. 25

TITLE

MICROPHONE CONNECTOR

DRAWING NO.

MI-101FN(ZA)BKPC-3N(PB)

FILE NO. DRAWINGRFMIMI-101FN(ZA)BKPC-3N(PB)