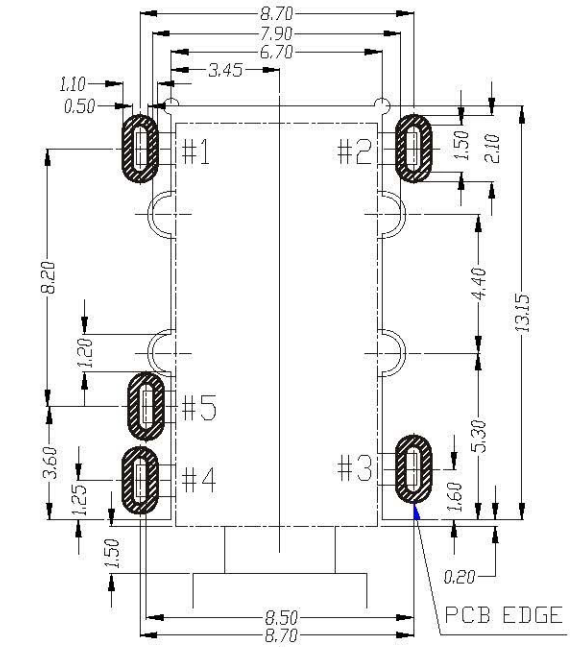

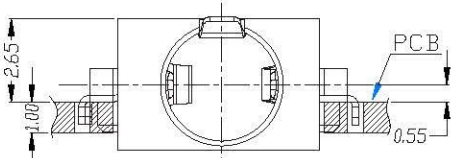

REOOMMENDED PCB LAYOUT
TOP VIEW (TOLERANCE:±0.05)

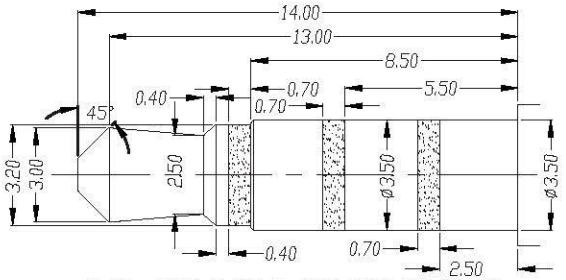

ø3.50 4POLE PLUG (TOLERANCE:±0.05)

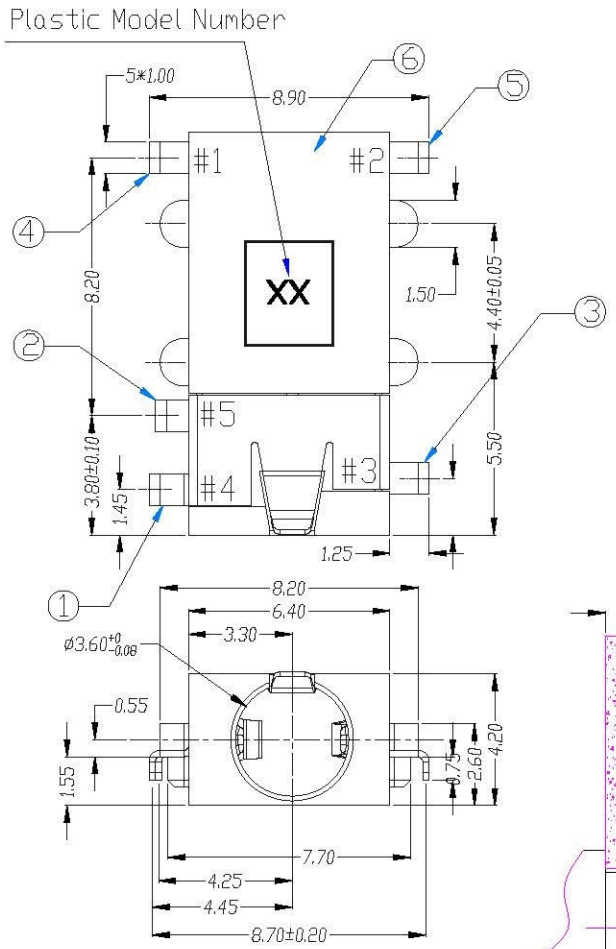

Specification:

Contact Resistance: 30m Ohm. Max.
Insulation Resistance: 100M Ohm Min. At 500V DC.
Rated Voltage And Current: DC 12V,1A Max ; AC 100V,1A Max.
Dielectric Withstanding Voltage: 500V AC For 1 Minute.
Durability (Life Test Front): 5000 cyces at 500 cycles per hour;
Insertion Force: 0.3~3.0 Kg.
Extraction Force: 0.3~3.0Kg.

NO	NAME	MATERIAL	FINISH	Q'TY
1	PIN1	PHOS.BRONZE(EH) 0.20mm	SILVER PLATED	1
2	PIN2	PHOS.BRONZE(EH) 0.20mm	SILVER PLATED	1
3	PIN3	PHOS.BRONZE(EH) 0.20mm	SILVER PLATED	1
4	PIN4	PHOS.BRONZE(H) 0.20mm	SILVER PLATED	1
5	PIN5	PHOS.BRONZE(H) 0.20mm	SILVER PLATED	1
6	HOUSING	PA9T G.F.	SEE OOLOR	1

PJ-RH26B0-05D-LF
LEADFREE
RoHS Compliant

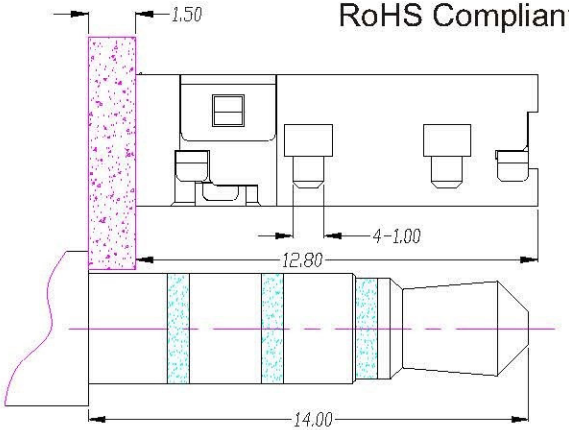

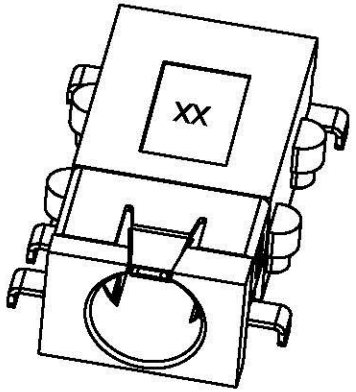

SCHEMATIC

STEREO 3 CONDUCTORS	STEREO 4 CONDUCTORS
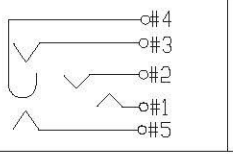	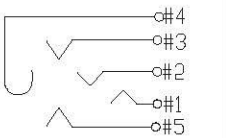

MODEL NO.	PJ-RH26B0-05D (PC99 COLOR)					
	A	B	C	D	E	F
HOUSING	PINK	BLACK	LIME	YELLOW	ORANGE	LIGHT BLUE
PANTONE	701C		577C	123C	157C	284C

All Connectors
www.allconnectors.de
Tel.: 0049 711 7000503
70794 Filderstadt - Germany
info@allconnectors.de
Fax: 0049 711 7000504
Kellermeisterstr. 25

PART NO. PJ-RH26B0-05D			
DWG NO. PJ-RH26B0-05D	CHECKED BY CY	TOLERANCES ARE .X ± .XX ± .XXX ± AWG	DESCRIP TION: ø 3.5 EARPHONE JACK FLAT 5 PIN DIP
FILE NO.	DRAWING BY		
UNIT / mm SCALE 1:1	PROJECTION		AREA / REVISIONS / HK / DATE