

REV.	ECN.	DATE	DWN	APVD

SPECIFICATION:

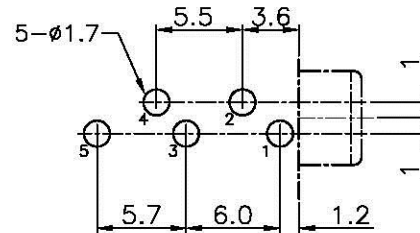
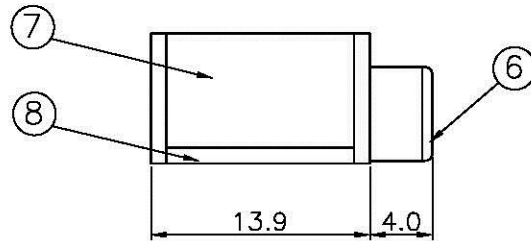
CURRENT RATING : DC 12V, 2A MAX.

AC 100V, 1A MAX.

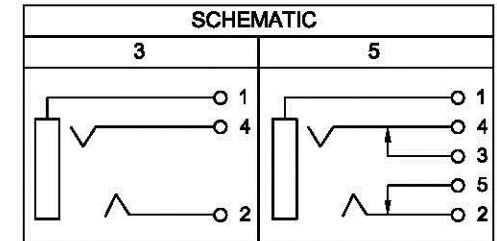
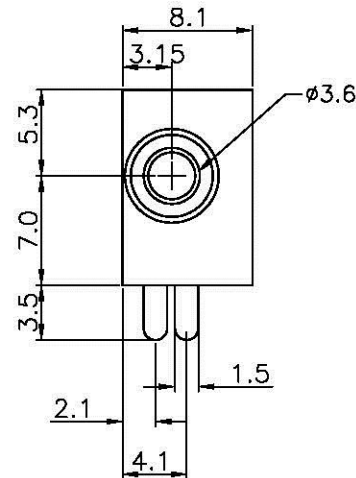
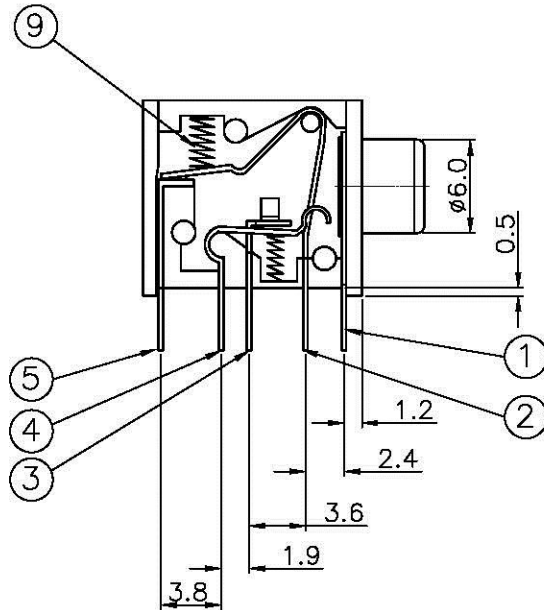
DIELECTRIC WITHSTANDING VOLTAGE : 500V AC PER MINUTE

INSULATION RESISTANCE : 100MΩ MIN. AT 500V DC.

CONTACT RESISTANCE : 30mΩ MAX.



PCB LAYOUT
(BOTTOM VIEW)



Order Information :

J E B 0 4 - 5 2 T 1 B 1 0 - R
1 2 3 4 5 6 7

1. SERIES NUMBER	JEB04 : ø3.5mm EARPHONE JACK
2. SCHEMATIC OPTION	3 , 5 (SEE ABOVE DRAWING)
3. TERMINAL PLATING	T : TIN
4. INSULATOR COLOR	1 : BLACK
5. INSULATOR MATERIAL	B : PBT
6. BUSHING PLATING	1 : NICKEL
7. GREEN PRODUCT	BLANK : NOT GREEN PRODUCT R : RoHS COMPLIANT

NO.	NAME	MATERIAL	FINISH	Q'ty
1	EARTH TERMINAL	BRASS T=0.3	TIN PLATED	1
2	TIP SPRING	PHOSPHOR BRONZE T=0.3	TIN PLATED	1
3	RING SHUNT	PHOSPHOR BRONZE T=0.3	TIN PLATED	1
4	RING SPRING	PHOSPHOR BRONZE T=0.3	TIN PLATED	1
5	TIP SHUNT	BRASS T=0.3	TIN PLATED	1
6	BUSHING	BRASS	NICKEL PLATED	1
7	HOUSING	PBT+FIBER	BLACK	1
8	COVER	PBT+FIBER	BLACK	1
9	SPRING	STAINLESS STEEL	NICKEL PLATED	2

Allconnectors
 www.allconnectors.de
 Tel: 0049 711 7009503
 70754 Pilderstall - Germany

info@allconnectors.de
 Fax: 0049 711 7009504
 Kellernstr. 25

SIZE A4	UNIT mm	SCALE 2/1	SHEET 1 OF 1
---------	---------	-----------	--------------

GENERAL TOLERANCE ± 0.3 ANGLE TOLERANCE $\pm 1^\circ$ RADIUS ± 0.25 HOLE ± 0.13	DRAWN. JEAN	DATE 01 - 24 - 2006	DRAWING NO. JEB04-X2T1B10-R	C11010
	CHECKED. HENRY	DATE 02 - 06 - 2006	TITLE. ø3.5mm EARPHONE JACK	
	APPROVED. HENRY	DATE 02 - 06 - 2006	PART NO. JEB04-X2T1B10-R	REV A.0