


## JMD83 POWER CONNECTOR

[Back to product list](#)

### Type

The Male Connector: JMD-83Z

The Female Connector: JMD-83T



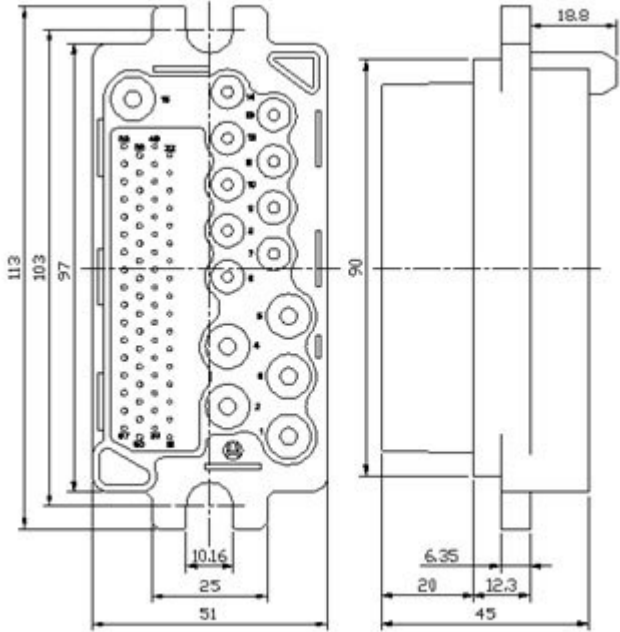
### Operating Environment

Operating Temperature	-55 to + 125 °C
Relative Humidity	98% (40 °C)
Vibration	10 to 2,000Hz (a = 147m/s <sup>2</sup> )
Shock	Acceleration 980m/s <sup>2</sup>

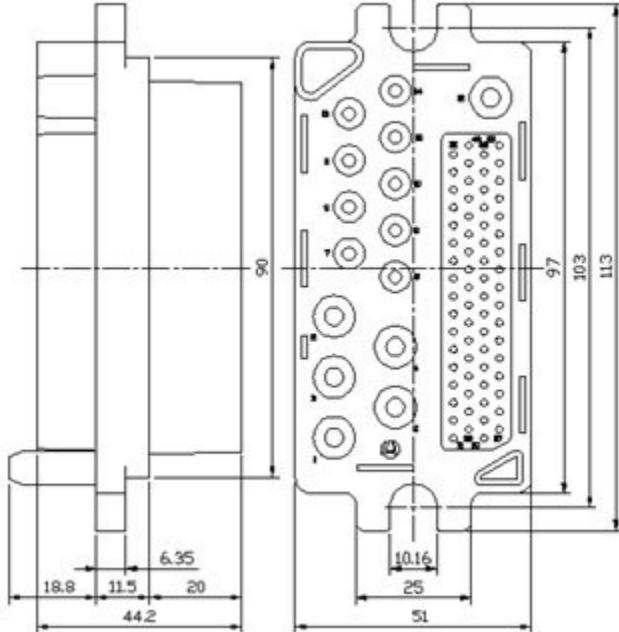
### Main Technical Specifications

Insulation Resistance		≥ 1,000MΩ		
Mechanical Life		1,000 times		
Housing Material		PET G30 UL94V-0 Black		
Contact	Spec.	Signal Contact	Power Contact	
		#20	#12	#8
	Quantity	68	9	6
	Rated Current	5A	35A	75A
	Rated Voltage	100V	500V	450V
	Contact Resistance	≤5.0mΩ	≤1.0mΩ	≤0.75mΩ
	Withstand Voltage	1,000V	2,500V	2,500V
	Surface Material	Gold plated over nickel	Silver plated over nickel	
	Terminal Style	#20: Crimping, PCB Tail, Solder Cup; #12 and #8: Crimping		
	Material	Pin and Socket	Brass or copper	
Crown Spring		Beryllium bronze		

External Sizes and Installation Dimensions (mm)



JMD-83Z



JMD-83Z