


## JMD18 POWER CONNECTOR

[Back to product list](#)

### Type

The Male Connector: JMD-18Z

The Female Connector: JMD-18T



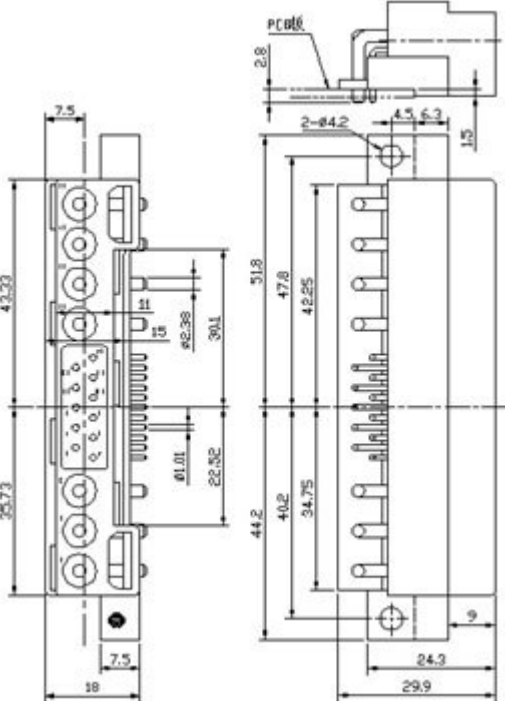
### Operating Environment

Operating Temperature	-55 to + 125 °C
Relative Humidity	98% (40 °C)
Vibration	10 to 2,000Hz (a = 147m/s <sup>2</sup> )
Shock	Acceleration 980m/s <sup>2</sup>

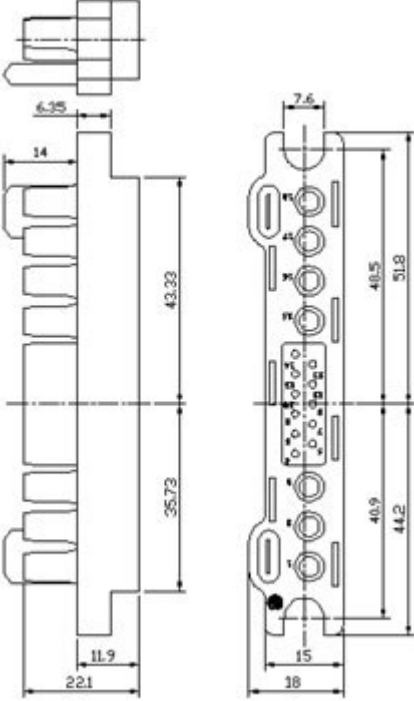
### Main Technical Specifications

Insulation Resistance		≥ 1,000MΩ	
Mechanical Life		1,000 times	
Housing Material		PET G30 UL94V-0 Black	
Contact	Spec.	Signal Contact	Power Contact
		#20	#12
	Quantity	11	7
	Rated Current	5A	35A
	Contact Resistance	≤5.0mΩ	≤1.0mΩ
	Withstand Voltage	1,000V	1,500V
	Surface Material	Gold plated over nickel	Silver plated over nickel
	Terminal Style	Pins: PCB Tail (Bending Pin); Sockets: Crimping, PCB Tail, Solder Cup	
Material	Pin and Socket	Brass or copper	
	Crown Spring	Beryllium bronze	

External Sizes and Installation Dimensions (mm)



JMD-18Z



JMD-18T