

*** 5016 H Series ***

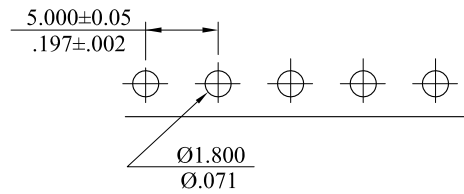
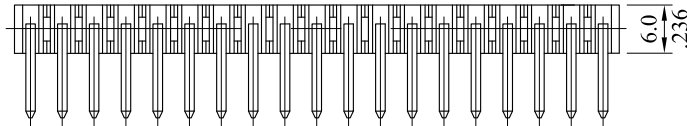
Material :

* Insulator : UL 94V-0 Nylon 6/6

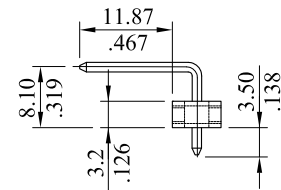
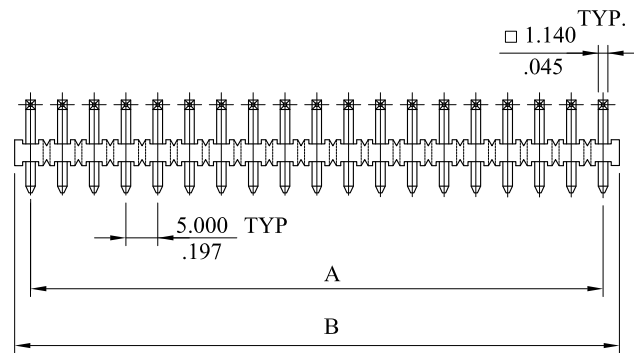
* Contact : Brass

* Plating : Tin

RoHS COMPLIANT



Recommended Hole Pattern



Circuits	Part No.	Dimension	
	Square Pin	A	B
2	5016P02H000	5.000(.197)	10.0(.394)
3	5016P03H000	10.000(.394)	15.0(.591)
4	5016P04H000	15.000(.591)	20.0(.787)
5	5016P05H000	20.000(.787)	25.0(.984)
6	5016P06H000	25.000(.984)	30.0(1.181)
7	5016P07H000	30.000(1.181)	35.0(1.378)
8	5016P08H000	35.000(1.378)	40.0(1.575)
9	5016P09H000	40.000(1.575)	45.0(1.772)
10	5016P10H000	45.000(1.772)	50.0(1.969)
11	5016P11H000	50.000(1.969)	55.0(2.165)
12	5016P12H000	55.000(2.165)	60.0(2.362)
13	5016P13H000	60.000(2.362)	65.0(2.559)
14	5016P14H000	65.000(2.559)	70.0(2.756)
15	5016P15H000	70.000(2.756)	75.0(2.953)
16	5016P16H000	75.000(2.953)	80.0(3.150)
17	5016P17H000	80.000(3.150)	85.0(3.346)
18	5016P18H000	85.000(3.346)	90.0(3.543)
19	5016P19H000	90.000(3.543)	95.0(3.740)
20	5016P20H000	95.000(3.740)	100.0(3.937)

REV.	ECO. NO.	CHG.	APP.
B	ES101218		
A	DWG REL		

Allconnectors
 www.allconnectors.eu | info@allconnectors.eu
 Tel. +49 (0)711 / 358 110 20 | Fax +49 (0)711 / 358 110 25

GENERAL TOLERANCES:
(UNLESS SPECIFIED)

	mm	inch
1 PLACE	± 0.30	± --
2 PLACES	± 0.20	± .012
3 PLACES	± 0.10	± .008
4 PLACES	± --	± .004

ANGULAR ± (1°)

APPROVED:	PART NO.:			
DATE:	5016P**H000			
CHECKED:	TITLE:			
DATE:	HEADER			
DRAWN:	DRAWING NO.:			
DATE:	501605S			
UNITS	SCALE	SIZE	SHEET	REV.
mm inch	1:1	A4	1/1	B