

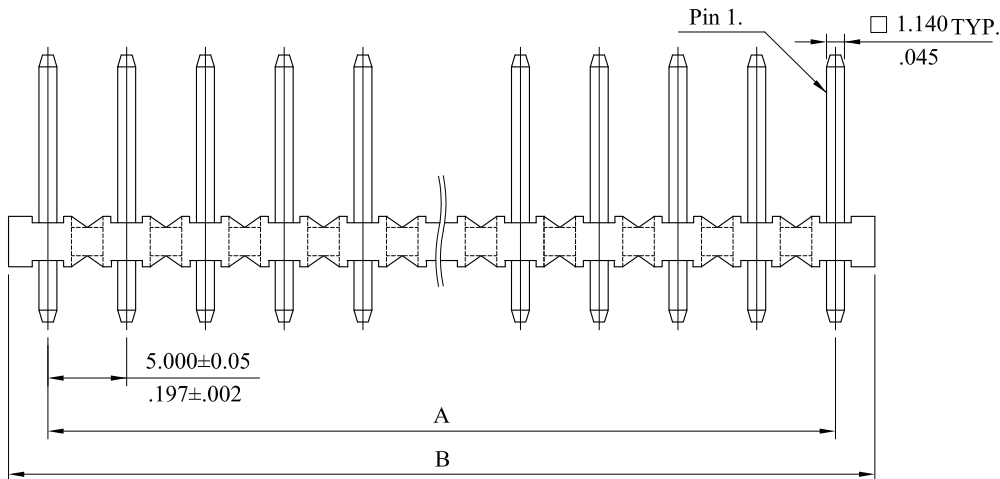
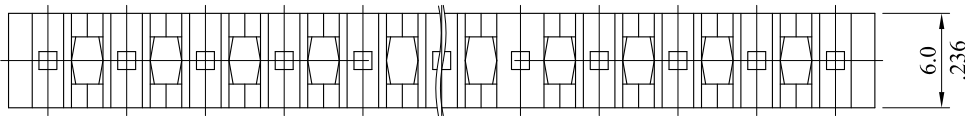
Material:

* Insulator: Nylon 6/6 UL94V-0

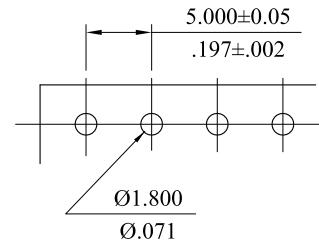
* Contact: Brass

* Plating: Tin plated 120μ " min over 30μ " min. nickel overall

RoHS COMPLIANT

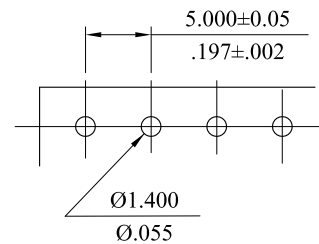


For Square Pin :



Recommended Hole Pattern

For Round Pin:



Recommended Hole Pattern

Part No.		Dimension	
Square Pin	Round Pin	A	B
5016P02V000	5016P02R000	5.000(.197)	10.0(.394)
5016P03V000	5016P03R000	10.000(.394)	15.0(.591)
5016P04V000	5016P04R000	15.000(.591)	20.0(.787)
5016P05V000	5016P05R000	20.000(.787)	25.0(.984)
5016P06V000	5016P06R000	25.000(.984)	30.0(1.181)
5016P07V000	5016P07R000	30.000(1.181)	35.0(1.378)

Allconnectors
 www.allconnectors.eu | info@allconnectors.eu
 Tel. +49 (0)711 / 358 110 20 | Fax +49 (0)711 / 358 110 25

GENERAL TOLERANCES:
(UNLESS SPECIFIED)

	mm	inch
1 PLACE	± 0.30	± --
2 PLACES	± 0.20	± .012
3 PLACES	± 0.10	± .008
4 PLACES	± --	± .004

ANGULAR ± (1°)

APPROVED:

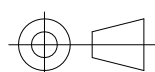
DATE:

CHECKED:

DATE:

DRAWN:

DATE:



UNITS
mm
inch

PART NO.:

5016P***000

TITLE:

HEADER

DRAWING NO.:

501636S

SCALE	SIZE	SHEET	REV.
2:1	A4	1/1	B

B ES101218

A DWG REL

REV. ECO. NO. CHG. APP.