

MATERIAL

Contact Pin : Brass

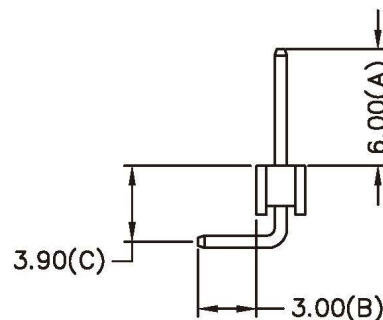
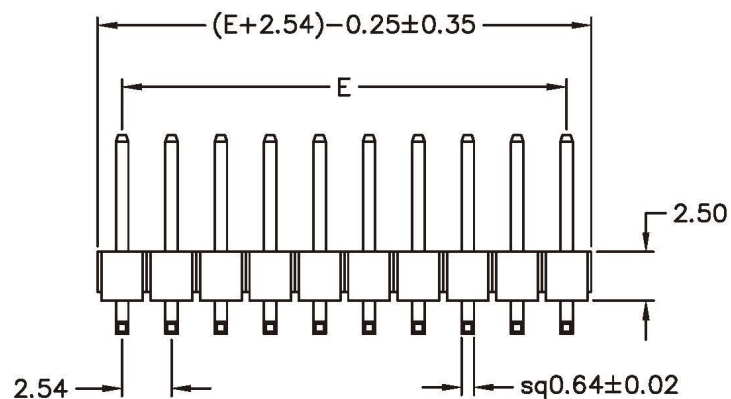
SPECIFICATION

Current Rate : 3 AMP

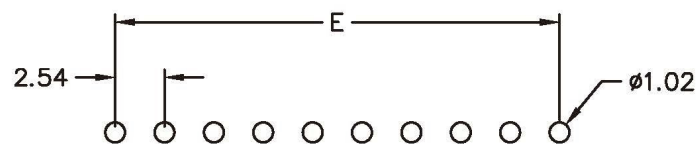
Insulation Resistance : 5000MΩMin. at DC 500V

Contact Resistance : 20mΩMax. at DC 100mA

Dielectric Voltage : AC 500V for one minute



POLES	DIM E	POLES	DIM E
		21	50.80
2	2.54	22	53.34
3	5.08	23	55.88
4	7.62	24	58.42
5	10.16	25	60.96
6	12.70	26	63.50
7	15.24	27	66.04
8	17.78	28	68.58
9	20.32	29	71.12
10	22.86	30	73.66
11	25.40	31	76.20
12	27.94	32	78.74
13	30.48	33	81.28
14	33.02	34	83.82
15	35.56	35	86.36
16	38.10	36	88.90
17	40.64	37	91.44
18	43.18	38	93.98
19	45.72	39	96.52
20	48.26	40	99.06



Recommended P.C.B Layout

All Connectors

www.allconnectors.de
Tel.: 0049 711 7009503
70794 Filderstadt - Germany

info@allconnectors.de
Fax: 0049 711 7009504
Kettnerstr. 25

RoHS Compliant

DRAWING BY CY

CHECKED BY GENIUS

UNIT/ mm SCALE 1:1


DATE

SIZE A4

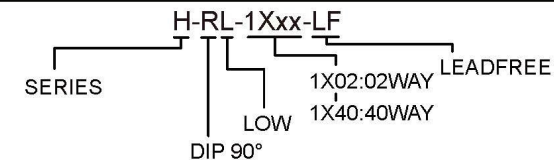
TOLERANCES ARE

X ±
.X ± 0.30
.XX ± 0.20
.XXX ±
ANG ±

PJECTION



ORDER INFORMATION



DESCRIPTION: PIN HEADER 2.54*2.54mm RIGHT ANGLE TYPE, SINGLE ROW