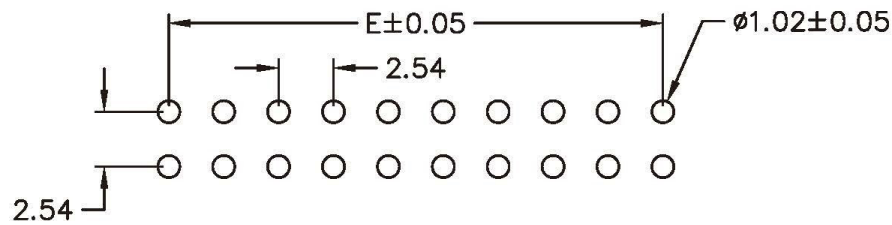
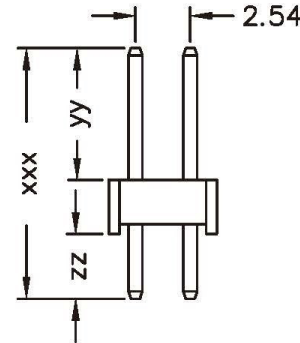
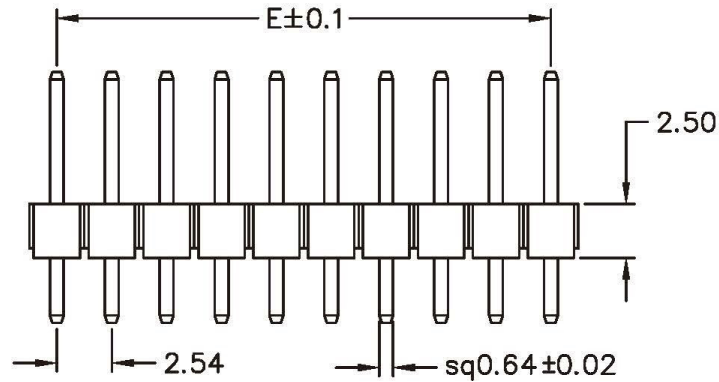
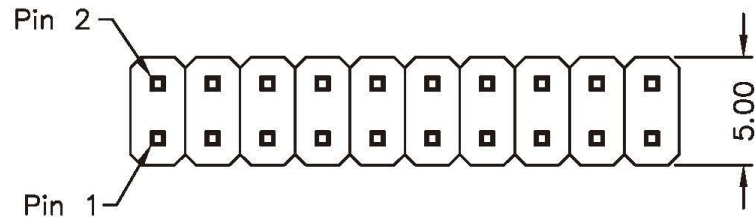


### MATERIAL

Insulator : 30% Glass fiber PBT  
Contact Pin : Brass

### SPECIFICATION

Current Rate : 3 AMP  
Insulation Resistance : 5000MΩMin. at DC 500V  
Contact Resistance : 20mΩMax. at DC 100mA  
Dielectric Voltage : AC 500V for one minute  
Operation Temperature : -55°C to + 120°C



Recommended P.C.B Layout

POLES	DIM E	POLES	DIM E
		26	63.50
2	2.54	27	66.04
3	5.08	28	68.58
4	7.62	29	71.12
5	10.16	30	73.66
6	12.70	31	76.20
7	15.24	32	78.74
8	17.78	33	81.28
9	20.32	34	83.82
10	22.86	35	86.36
11	25.40	36	88.90
12	27.94	37	91.44
13	30.48	38	93.98
14	33.02	39	96.52
15	35.56	40	99.06
16	38.10	41	101.60
17	40.64	42	104.14
18	43.18	43	106.68
19	45.72	44	109.22
20	48.26	45	111.76
21	50.80	46	114.30
22	53.34	47	116.84
23	55.88	48	119.38
24	58.42	49	121.92
25	60.96	50	124.46

**All Connectors**


www.allconnectors.de info@allconnectors.de  
Tel.: 0049 711 7009503 Fax: 0049 711 7009504  
70794 Filderstadt - Germany Kettnerstr. 25

**RoHS Compliant**

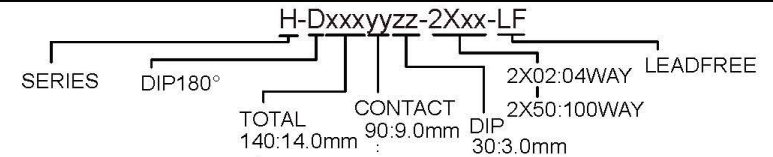
DRAWING BY CY  
CHECKED BY GENIUS  
UNIT/mm SCALE 1:1  
DATE  
SIZE A4 PROJECTION

TOLERANCES ARE

X ±  
X ± 0.30  
.XX ± 0.20  
.XXX ±  
ANG ±



### ORDER INFORMATION



DESCRIPTION: PIN HEADER 2.54\*2.54mm STRAIGHT TYPE, DUAL ROWS