

RECOMMENDED P.C.B LAYOUT

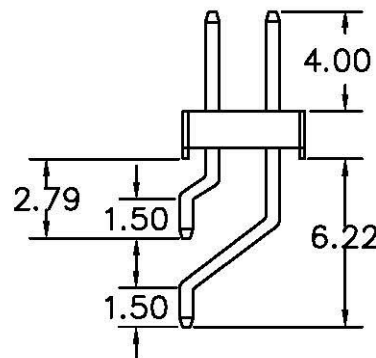
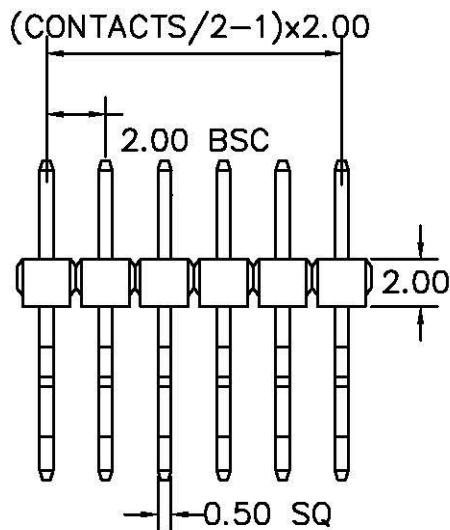
CONTACTS	2X21
2X2	2X22
2X3	2X23
2X4	2X24
2X5	2X25
2X6	2X26
2X7	2X27
2X8	2X28
2X9	2X29
2X10	2X30
2X11	2X31
2X12	2X32
2X13	2X33
2X14	2X34
2X15	2X35
2X16	2X36
2X17	2X37
2X18	2X38
2X19	2X39
2X20	2X40

MATERIAL

HOUSING : THERMOPLASTIC UL94V-0
 CONTACT : COPPER ALLOYS

SPECIFICATION

CURRENT: 1A
 OPERATING TEMPERATURE: -55°C TO +105°C
 CONTACT RESISTANCE : 20 MILLIOHMS MAX
 INSULATION RESISTANCE : 5000 MEGAOHMS MIN
 DIELECTRIC STRENGTH : 1000 VAC MIN



RoHS Compliant


All Connectors

www.allconnectors.de info@allconnectors.de
 Tel.: 0049 711 7009503 Fax: 0049 711 7009504
 Alvaler-Hafenstr. 25 40699 Solingen, Germany

DRAWING BY CY
 CHECKED BY GENIUS
 UNIT / mm SCALE 1 : 1
 DATE
 SIZE A4 PROJECTION

TOLERANCES ARE

X ±
 .X ± 0.38
 .XX ± 0.25
 .XXX ±
 ANG ±



ORDER INFORMATION

M-WX-2Xxx-LF
 SERIES | LEADFREE
 2X02:04WAY
 2X40:80WAY
 NON POST
 90°SMT

DESCRIPTION: