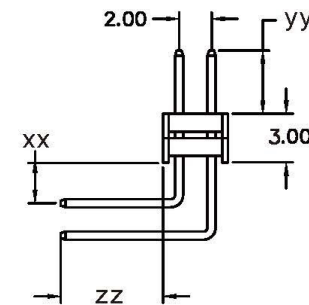
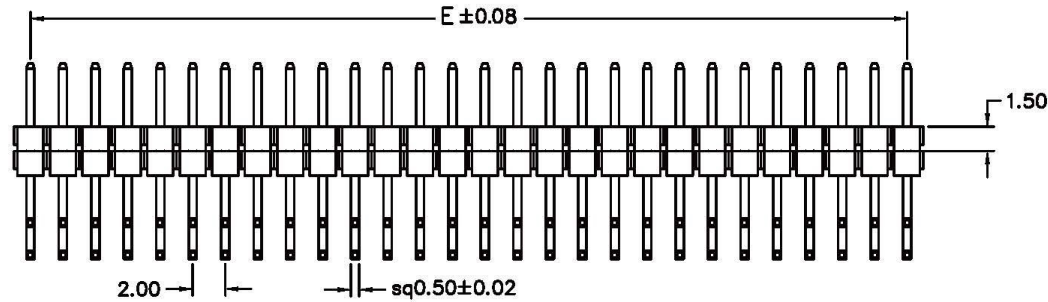


MATERIAL

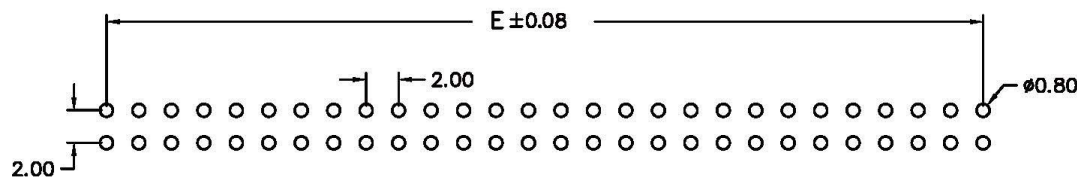
Contact Pin : Brass
Insulator : NYLON 6T

SPECIFICATION

Current Rate : 1 AMP
Insulation Resistance : 5000MΩMin. at DC 500V
Contact Resistance : 20mΩMax. at DC 100mA
Dielectric Voltage : AC 500V for one minute



POLES	DIM E	POLES	DIM E
2	2.00	23	44.00
3	4.00	24	46.00
4	6.00	25	48.00
5	8.00	26	50.00
6	10.00	27	52.00
7	12.00	28	54.00
8	14.00	29	56.00
9	16.00	30	58.00
10	18.00	31	60.00
11	20.00	32	62.00
12	22.00	33	64.00
13	24.00	34	66.00
14	26.00	35	68.00
15	28.00	36	70.00
16	30.00	37	72.00
17	32.00	38	74.00
18	34.00	39	76.00
19	36.00	40	78.00
20	38.00	41	80.00
21	40.00	42	82.00
22	42.00	43	84.00
		44	86.00



Recommended P.C.B Layout

All Connectors

www.allconnectors.de info@allconnectors.de
Tel.: 0049 711 7009503 Fax: 0049 711 7009504
70794 Filderstadt - Germany Kettenerstr. 25


RoHS Compliant

DRAWING BY CY
CHECKED BY GENIUS
UNIT/mm SCALE 1:1
DATE
SIZE A4

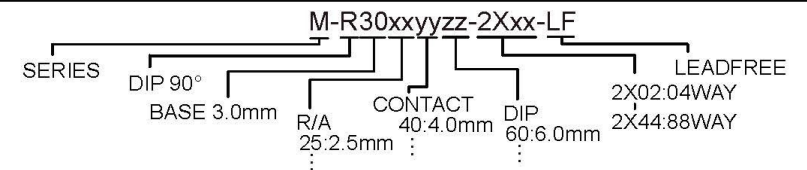
TOLERANCES ARE

X ±
.X ±
.XX ±
.XXX ±
ANG ±

P PROJECTION



ORDER INFORMATION



DESCRIPTION: PIN HEADER 2.00*2.00mm RIGHT ANGLE TYPE, DUAL ROWS DUAL INSULATORS