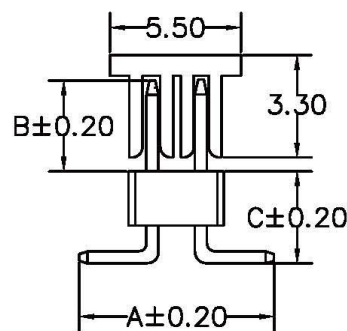
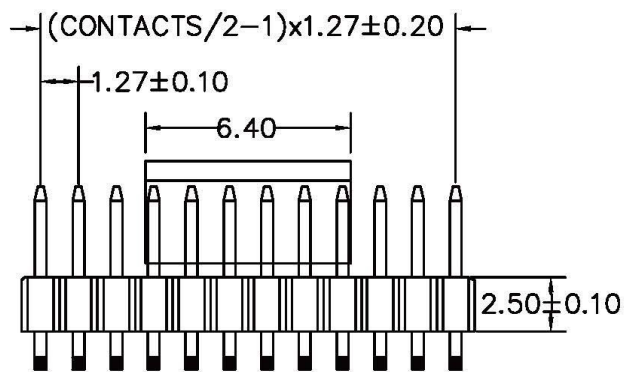


RECOMMENDED P.C.B LAYOUT



A: 5.70 mm B: 3.80 mm C: 3.00 mm

CONTACTS	2X26
2X2	2X27
2X3	2X28
2X4	2X29
2X5	2X30
2X6	2X31
2X7	2X32
2X8	2X33
2X9	2X34
2X10	2X35
2X11	2X36
2X12	2X37
2X13	2X38
2X14	2X39
2X15	2X40
2X16	2X41
2X17	2X42
2X18	2X43
2X19	2X44
2X20	2X45
2X21	2X46
2X22	2X47
2X23	2X48
2X24	2X49
2X25	2X50

MATERIAL

HOUSING : NYLON 6T,UL94V-0
 CONTACT : COPPER ALLOYS
 PLATED : GOLD-FLASH
 COLOR : NATURAL(BLACK)

SPECIFICATION

CURRENT : 1A
 OPERATING TEMPERATURE : -55°C TO +105°C
 CONTACT RESISTANCE : 20 MILLIOHMS MAX
 INSULATION RESISTANCE : 1000 MEGAOHMS MIN
 WITHSTANDING VOLTAGE : 500V AC MIN

RoHS Compliant

All Connectors

www.allconnectors.de info@allconnectors.de
 Tel.: 0049 711 7009503 Fax: 0049 711 7009504
 70794 Filderstadt - Germany Kettnerstr. 25

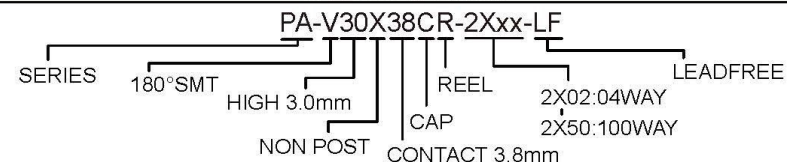
DRAWING BY CY
 CHECKED BY GENIUS
 UNIT/mm SCALE 1:1
 DATE
 SIZE A4 PROJECTION

TOLERANCES ARE

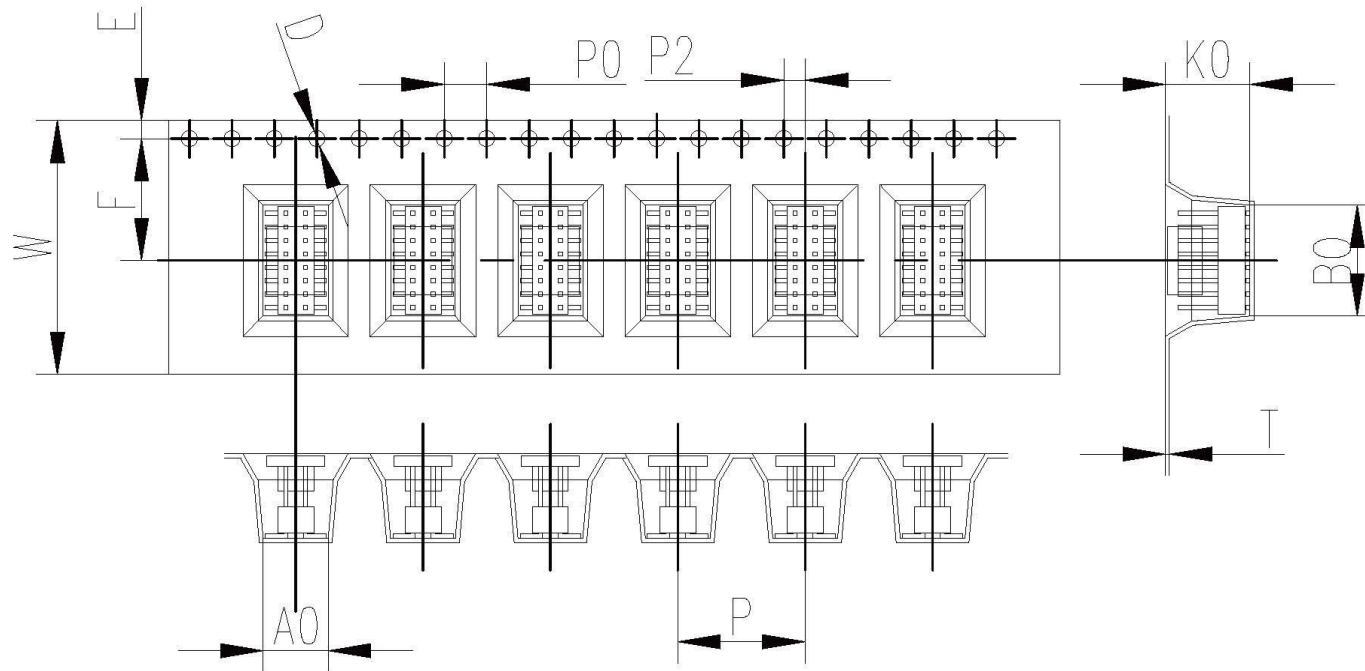
X ±
 .X ±
 .XX ±
 .XXX ±
 ANG ±



ORDER INFORMATION



DESCRIPTION: PIN HEADER 1.27 SMT+CAP H:2.5



ITEM	DIM
W	24.00±0.3
A0	6.0±0.30
B0	10.40±0.30
K0	8.1±0.30
E	1.75±0.1
F	11.5±0.1
P	12.00±0.1
P0	4.00±0.1
P2	2.00±0.1
D	φ1.5±0.1
T	0.5±0.05

.note

- 1., 10 sprocket hole pitch cumulative tolerance ±0.20.
- 2., Carrier camber not to exceed 1mm in 100mm.
- 3., A0 and B0 measured on a plane 0.3mm above the bottom of the pocket
- 4., KO measured from a plane on the inside bottom of the pocket to the top surface of the carrier.
- 5., ALL dimensions meet eIA-481-3 requirements:
- 6., Component load per 13" reel 600 PCS(REF)
- 7., ±0.2mm unless otherwise noted.
- 8., Packing length per 13" reel 7.8 Meter
- 9., Material: clarity

黑色
T=0.5

Allconnectors

www.allconnectors.de
Tel.: 0049 711 7009503
70794 Filderstadt - Germany

info@allconnectors.de
Fax: 0049 711 7009504
Kettenerstr. 25

RoHS Compliant

DRAWING BY CY
CHECKED BY GENIUS
UNIT/ mm SCALE 1 : 1
DATE
SIZE A4

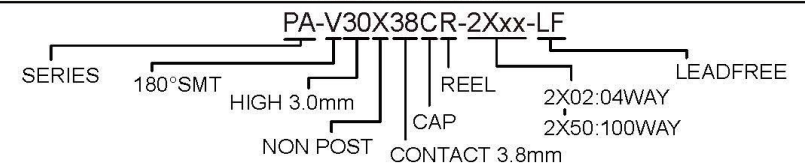
TOLERANCES ARE

X ±
.X ±
.XX ±
.XXX ±
ANG ±

PROJECTION



ORDER INFORMATION



DESCRIPTION: 2X8P