REV.	ECN.NO.	DATE
A	RELEASED	02/12/07

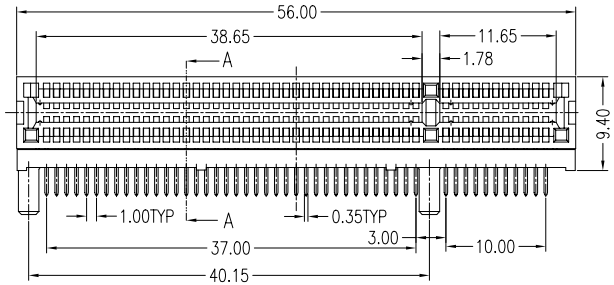

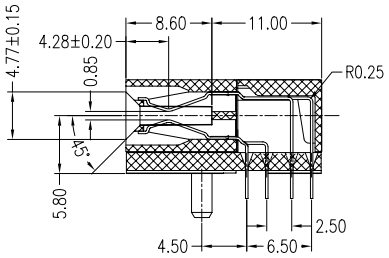

SECT:A-A

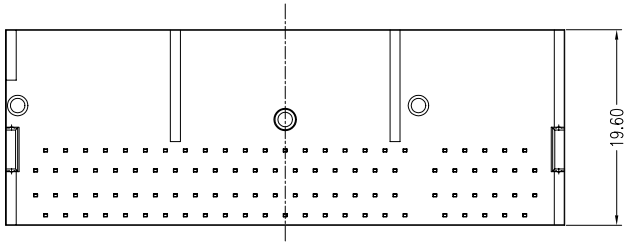

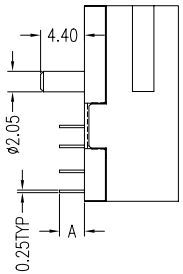

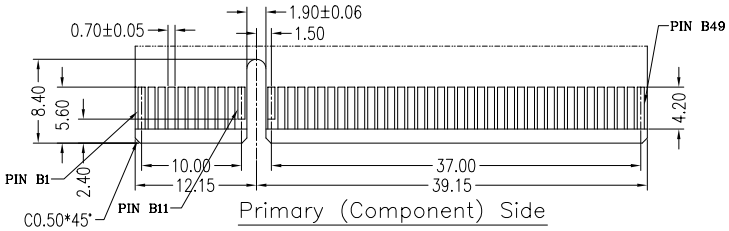

Primary (Component) Side

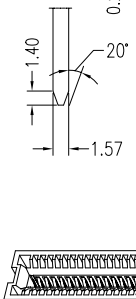

Part Number	Dim A
WPRS-098AN41B2UW	2.50mm
WPRS-098AN41B3UW	3.10mm
WPRS-098AN41B4UW	3.56mm

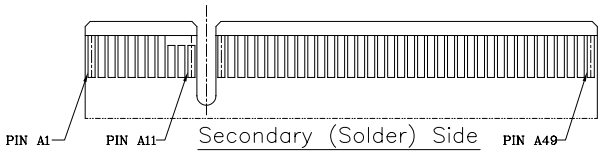

Secondary (Solder) Side

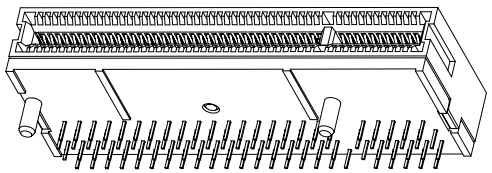

3D VIEW

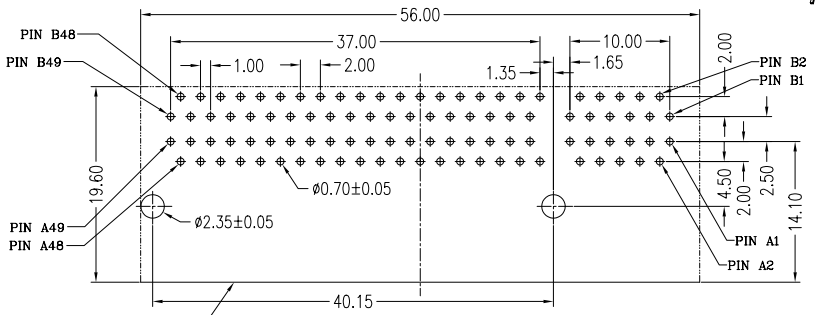

PCB LAYOUT
TOP VIEW

NOTES:

*Material

Housing: Nylon46+30%G.F, UL 94V-0 Rated. Color: Black.
Contact: Brass(C2680 H)
Plating: Gold plating over Nickel on contact Area; Tin plating on solder tail.

*Mechanical

Insertion Force: 1.15N max per contact pair;
Withdrawal Force: 0.15N min per contact pair;
Contact Retention Force: 4.9N min per contact;

*Electrical Specification

Contact Resistance : 30 Milliohms Max.
Current Resistance : 1.1 Ampere
Insulation Resistance : 1000 Megohms Min, At 500V AC.

*Environmental

Operating Temperature : -55°c to +105°c

*How to Order:

WPRS-098 A N4 1 B 2 U

- Series NO. — WPRS-098
- Number of Contacts — A
- Gold A:Flash B:5u" C:10u" D:15u" E:20u" F:30u" — A
- N4:Nylon46 — N4
- 1:Black — 1
- B:Brass — B
- 2:Solder Height 2.50 — 2
- 3:Solder Height 3.10 — 3
- 4:Solder Height 3.56 — 4
- U:Lead Free — U

REV					
Units	mm	Scale	1.5:1	Drawing By	Data
Tolerance Unless Otherwise Specified				Andy	02/13/07
.X	~	±0.38		Reviewed By	Data
.XX	~	±0.25		Roger	02/14/07
.XXX	~	±0.20		Approval By	Data
Angle	~	± 3°		Richard	02/14/07

AllConnectors
www.allconnectors.eu | info@allconnectors.eu
Tel. +49 (0)711 / 358 110 20 | Fax +49 (0)711 / 358 110 25

Date	02/12/07	Title	PCI EXPRESS R/A DIP TYPE 98P CRT
Sheet	1 of 1		
Third Angle Projection		Drawing No.	WPRS-098PS-AN-W081 REV A