REV.	ECN.NO.	DATE
A	RELEASED	10/12/08

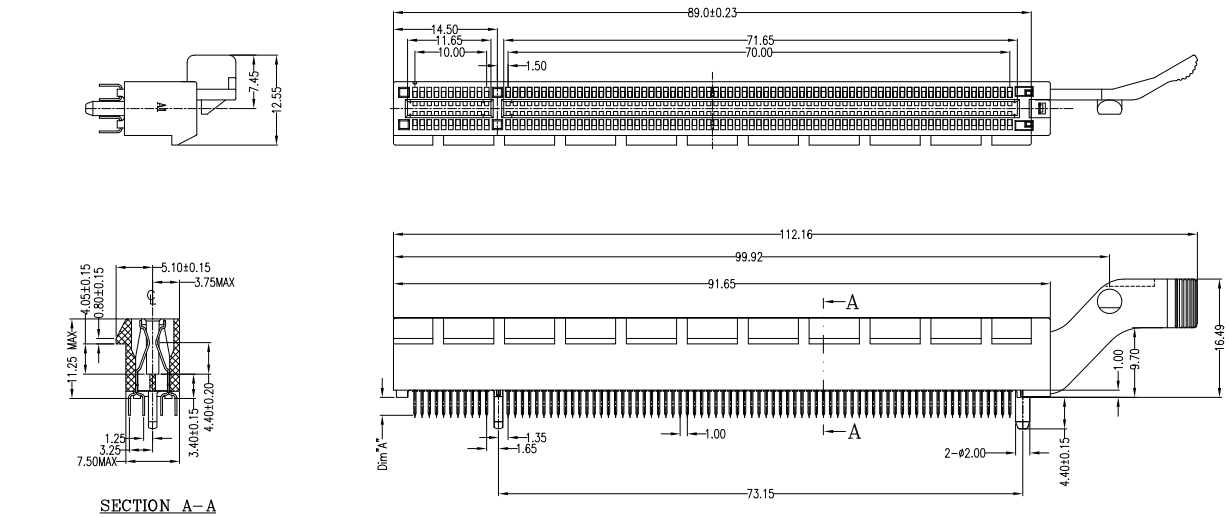

SECTION A-A

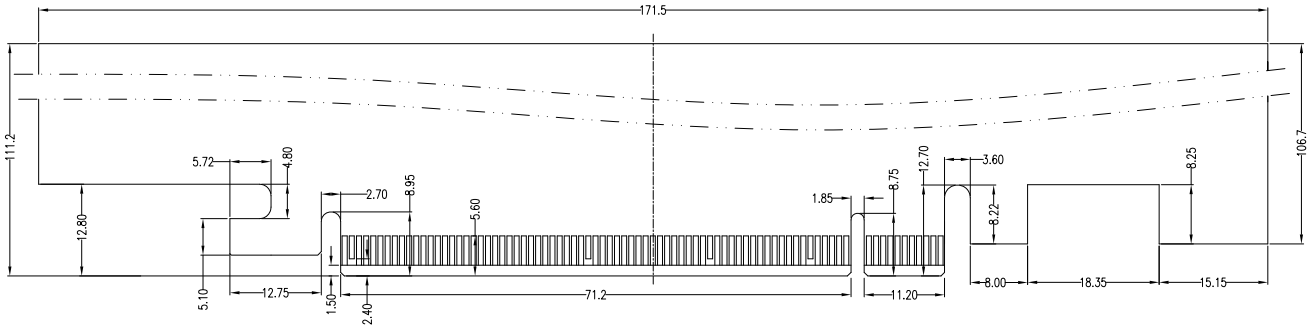

DAUGHTER CARD REQUIREMENTS

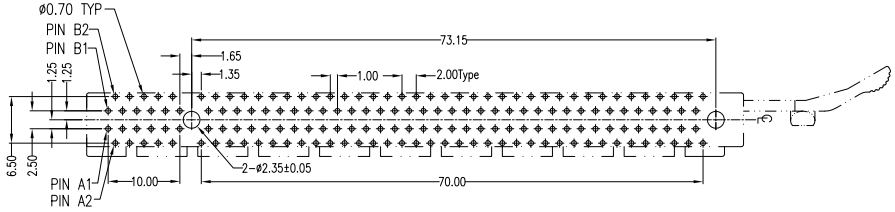

P.C.B LAYOUT
Top View

Unit:mm

Part Number	Dim'A'
WPGH-164AN4IB2UWR	2.5mm
WPGH-164AN4IB3UWR	3.0mm

NOTES:

*Material

Body: Nylon46,UL 94V-0 Rated.
Color: Black.
Handle: Nylon66,UL 94V-0 Rated.Color: Black.
Contacts: Brass
Plating: Gold plating over Nickel on contact area; Tin plating on Solder Tail.

*Mechanical:

Insertion Force: 117g max per contact pair;
Withdrawal Force: 15.3g min per contact pair;
Contact Retention Force: 350g min per contact;

*Electrical Specification

Contact Resistance : 30 Milliohms Max.
Current Rating : 1 Ampere per contact.
Insulation Resistance : 1000 Megohms Min, At 500V AC.
Operating Temperature : -55°c to +105°c

*How to order:

WPGH-164 A N4 I B 2 U R

- R: R:Right(16.5)
- U: U: Lead Free
- 2: 2:Pin Length 2.5mm
- 3: 3:Pin Length 3.0mm
- B: B:Brass
- I: I:Black(7547U)
- N4: N4:Nylon46
- A: Gold A:Flash B:5u" C:10u" D:15u"
- 164: Number of Contacts
- WPGH: Series NO.

REV			
Units	mm	Scale	1:1
Tolerance Unless Otherwise Specified			
.X ~ ±0.38			
.XX ~ ±0.25			
.XXX ~ ±0.20			
Angle ~ ± 3°			

Drawing By	Data
L W	10/12/08
Reviewed By	Data
ZYZ	10/13/08
Approval By	Data
Richard	10/16/08

All Connectors
www.allconnectors.eu | info@allconnectors.eu
Tel. +49 (0)711 / 358 110 20 | Fax +49 (0)711 / 358 110 25

Date	10/12/08	Title	PCI Express 164 Pin Connector Handle Type(Right Type)(16.5)
Sheet	1 of 1		
Third Angle Projection			
		Drawing No.	WPGH-164PS-AN-W123
		REV	A