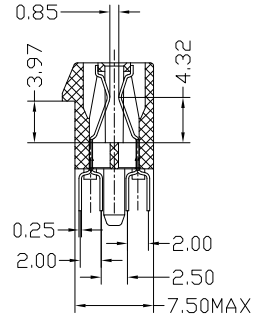
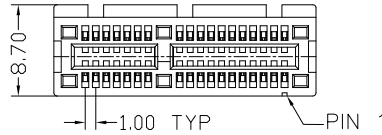


REV.	ECN.NO.	DATE
A	RELEASED	07/09/04
B	Revise Post	11/05/04



Part Number	Dim`A`
WPES-036AN41B22UWS	2.5mm
WPES-036AN41B32UWS	3.0mm

NOTES:

***Material**

Body : NYLON46+30%G.F or PBT+30%G.F,
 UL 94V-0 Rated.Color: White or Black
 CAV.No:A~H
 Contacts : Brass or Phosphor Bronze
 Plating: Gold plating over Nickel on contact
 Area; Tin plating on terminal.

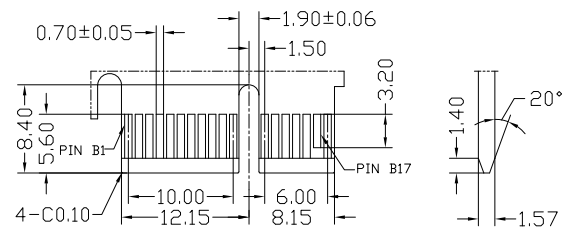
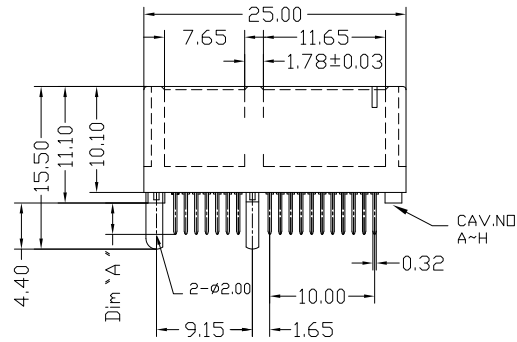
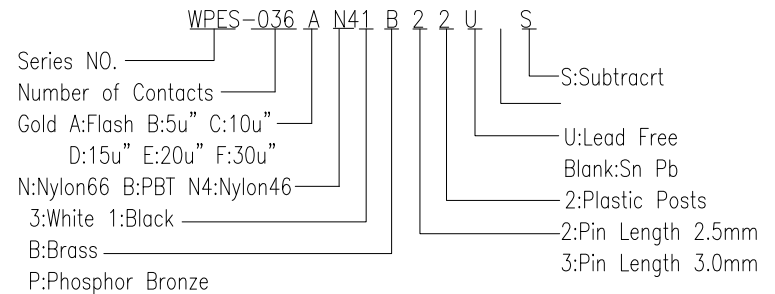
***Mechanical:**

Insertion Force: 1.15N max per contact pair;
 Withdrawal Force: 0.15N min per contact pair;
 Contact Retention Force: 4.9N min per contact;

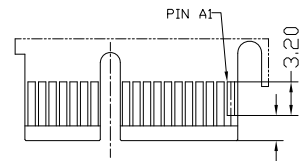
***Electrical Specification**

Contact Resistance : 30 Milliohms Max.
 Current Resistance : 1.1 Ampere
 Insulation Resistance : 1000 Megohms Min, At 500V AC.
 Operating Temperature : -55°C to +105°C

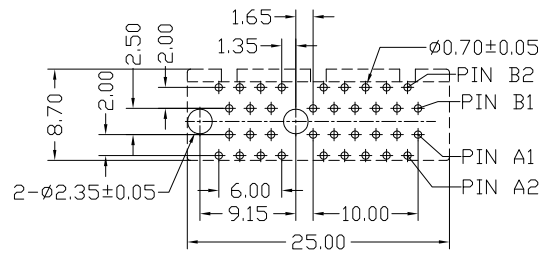
***How to order:**



Primary (Component) Side



Secondary (Solder) Side



P.C.B Layout

REV	Revise Post & Part NO.		Drawing By	Date	Allconnectors			
Units	MM	Scale	Lulu	11/05/04	www.allconnectors.eu info@allconnectors.eu Tel: +49 (0)711 / 358 110 20 Fax: +49 (0)711 / 358 110 25			
Tolerance Unless Otherwise Specified			Reviewed By	Date	Date	11/05/05	Title	PCI EXPRESS 36Pin Strop Form Pin Plastic Posts (Subtract)
.X	~	±0.38	Nick	11/05/04	Sheet	1 of 1	Drawing No.	WPES-036PS-AN-W036
.XX	~	±0.25	Approval By	Date	Third Angle Projection	Symbol	F/Name	C:\WPEX\AP\027.DWG
.XXX	~	±0.20	Richard	11/05/04	REV			B
Angle	~	± 3°						