

REV.	ECN.NO.	DATE
A	RELEASED	03/09/05
D	Add Color	12/01/06
E	Ear Add Color	09/12/07

NOTES:

\*Material

Body: Nylon46,UL 94V-0 Rated.  
 Plastic Ear: Nylon46,UL 94V-2 Rated. Color: White & Black.  
 Spring: 65Mn.  
 Contacts: Brass  
 Plating: Gold plating over Nickel on contact area; Tin plating on Solder Tail.

\*Mechanical:

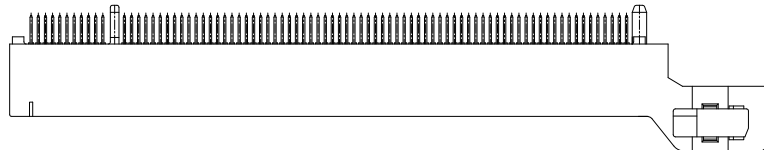
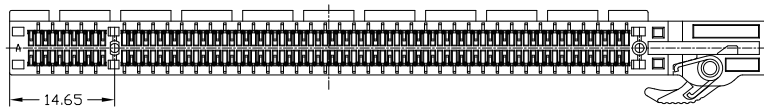
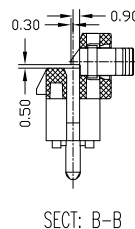
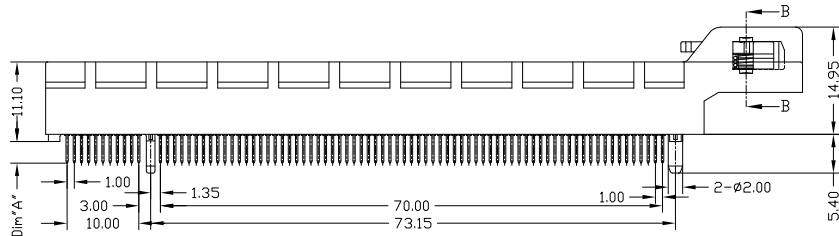
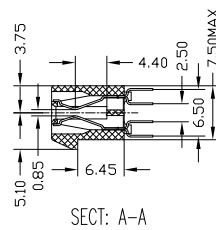
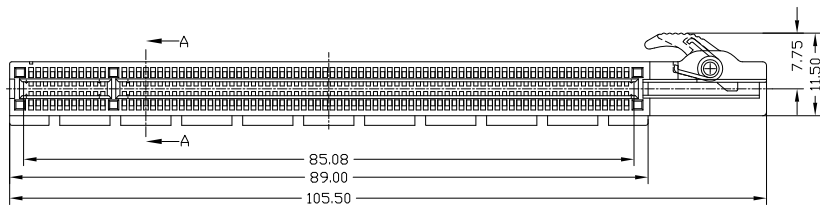
Insertion Force: 1.15N max per contact pair;  
 Withdrawal Force: 0.15N min per contact pair;  
 Contact Retention Force: 4.9N min per contact;

\*Electrical Specification

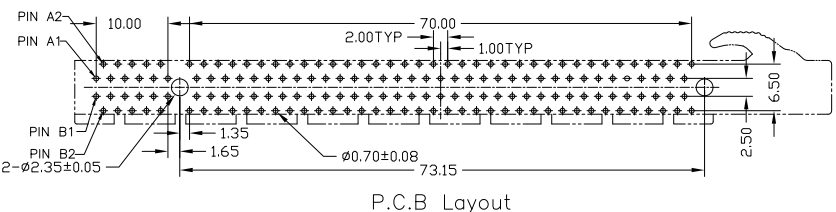
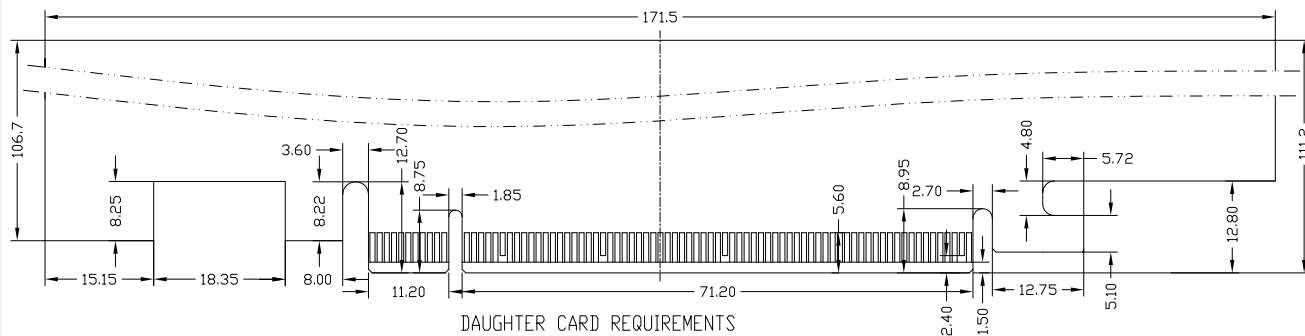
Contact Resistance : 30 Milliohms Max.  
 Current Resistance : 1.1 Ampere  
 Insulation Resistance : 1000 Megohms Min, At 500V AC.  
 Operating Temperature : -55°c to +105°c

\*How to order:

WPCS-164 A N4 1 B 2 2 U R  
 Series NO. \_\_\_\_\_  
 Number of Contacts \_\_\_\_\_  
 Gold A:Flash B:5u" C:10u"  
 D:15u" E:20u" F:30u"  
 N:Nylon66 N4:Nylon46  
 N6:Nylon6T  
 1:Black F:Light Blue (297C)  
 T:Blue (300U) 4:Blue (2935U)  
 U:Lead Free Blank:Sn Pb  
 2:Plastic Posts  
 8:Plastic Posts(Black Ear)  
 2:Pin Length 2.5mm  
 3:Pin Length 3.0mm  
 B:Brass  
 P:Phosphor Bronze



Part NO.	Dim "A"
WPCS-164AN41B22UWR	2.50mm
WPCS-164AN41B32UWR	3.00mm



REV	Ear Add Color	8:Plastic Posts(Black Ear)
Units	mm	Scale 1:1
Tolerance Unless otherwise Specified		Drawing By Lulu
.X	~ ±0.38	Date 09/12/07
.XX	~ ±0.25	Reviewed By Stacy
.XXX	~ ±0.20	Date 09/12/07
Angle	~ ± 3°	Approval By Roger
		Date 09/12/07



Date	09/12/07	Title	PCI Express 164 Pin Connector Clamp Right Side Type(Plastic Posts)
Sheet	1 of 1		
Third Angle Projection			
Drawing No.	WPCS-164PS-AN-W049	REV	E