

**MATERIAL AND FINISH:**

NO.	DESCRIPTION	MATERIAL	FINISH
1	HOUSING	LCP	COLOR: BLACK
2	CONTACT	COPPER ALLOY	CONTACT AREA: AU
3	SWITCH A[Vss]	COPPER ALLOY	
4	SWITCH B[Vdd]	COPPER ALLOY	
5	PLATE	SUS	FLAT AREA: AU OR SN
6	SLIDER	LCP	COLOR: BLACK
7	COIL SPRING	SUS	
8	LOCK PIN	SUS	

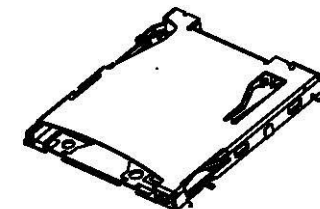
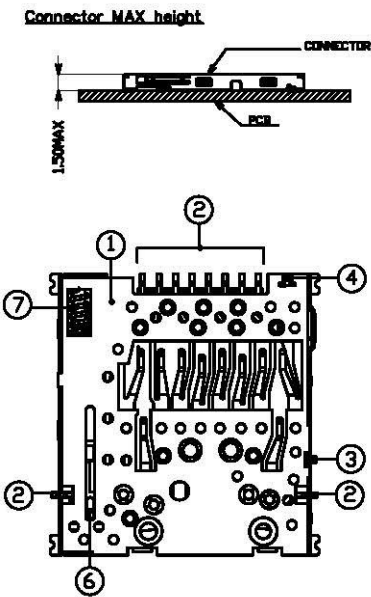
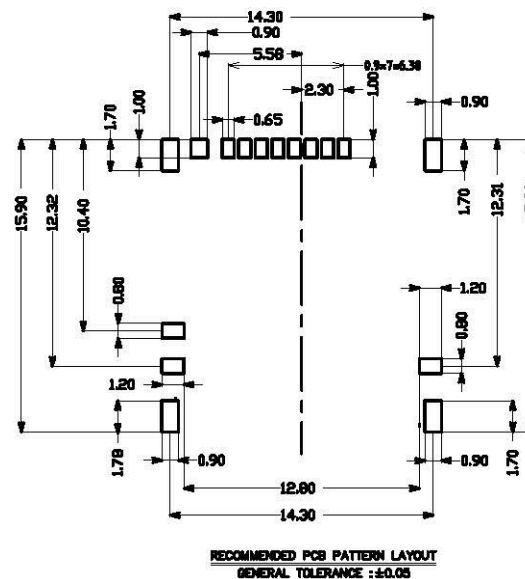
PIN NO.	DESCRIPTION
# 1	DAT2
# 2	DC/DAT3
# 3	CMD
# 4	VDD
# 5	CLK
# 6	VSS
# 7	DAT0
# 8	DAT1
# 9	ANT1
# 10	ANT2

**CIRCUIT OF SWITCHES:**



**Notes :**

1. There is no problem in the quality to remain some lubricant on the surface of products.
2. There is a possibility of changing about detailed shape and materials.
3. The shaded portion in figure shows the range of operation of the switch[vss] When the card is inserted, please install the clearance of 0.3mm to avoid electric contact.
4. The diagonal area in drawing is a pattern prohibition area, separately, make a arrangement for details.
5. Coplanarity of contacts and plate are 0.1MAX.



**RoHS Compliant**

**All Connectors**


www.allconnectors.de  
Tel.: 0049 711 7009503  
70754 Filderstadt - Germany

info@allconnectors.de  
Fax: 0049 711 7009504  
Kettenmetz, 25

DRAWING BY CY  
CHECKED BY GENIUS  
UNIT / mm SCALE 1 : 1  
DATE  
SIZE A4

TOLERANCES ARE  
X ±  
X ±  
.XX ±  
.XXX ±  
ANG ±

PJECTION



**ORDER INFORMATION**

TFC-WPBE14A-08-LF  
SERIES | | | | LEADFREE  
08WAY  
A TYPE  
EAR TO EAR 14.3mm  
90°SMT | BOTTOM CONTACT  
PUSH PUSH

DESCRIPTION: Micro SD Socket