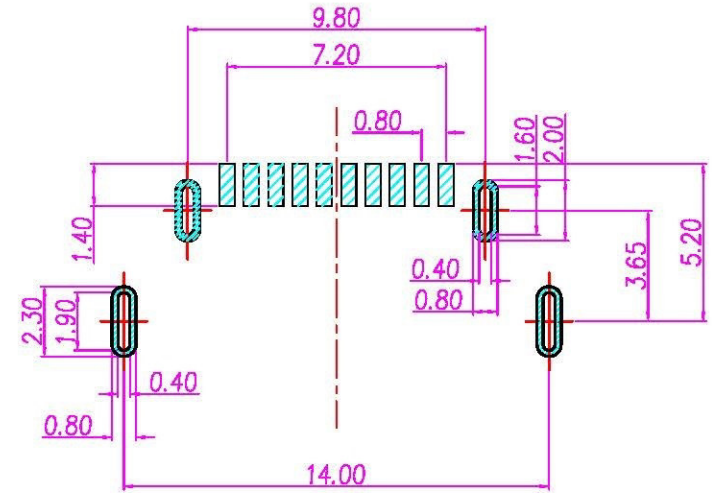
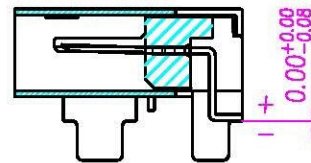
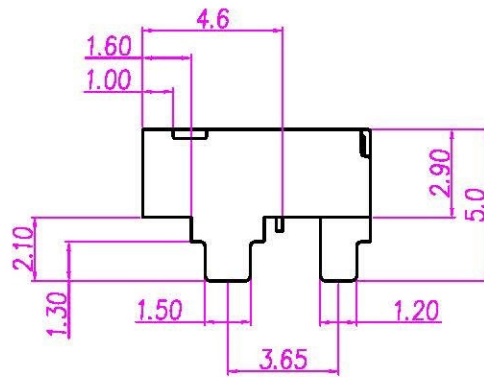
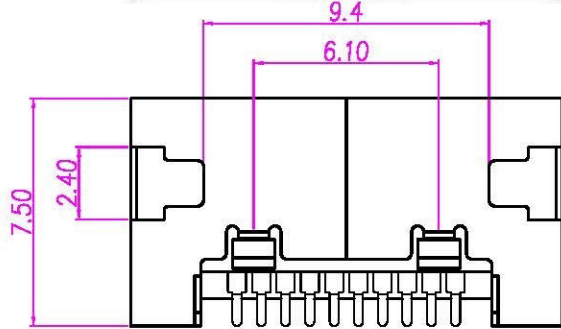
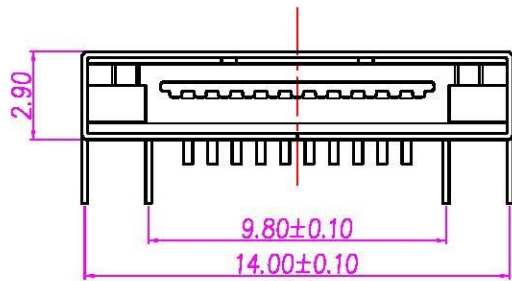
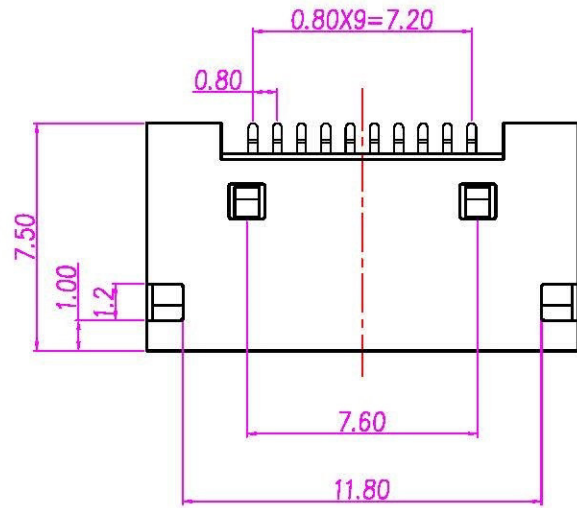


This document is the property of Nan-Yeong Corporation and is delivered on the express condition that it is not to be disclosed, reproduced or used, in whole or in part, for manufacture or sale by anyone other than Nan-Yeong Corporation without its prior consent, and that no right is granted to disclose or to use any information in this document.

CUSTOMER DRAWING

REV.	DESCRIPTION	APPVL. BY	DATE	ECN NO.
A	RELEASE	Fido Veng	30/09/10*	
B				
C				



Recommend P.C.B Layout Tolerance±0.05

- MATERIAL :**
 - 1-1. HOUSING : LCP UL94V-0 ; COLOR : BLACK
 - 1-2. CONTACT : PHOSPHOR BRONZE
 - 1-3. SHELL : STAINLESS
- FINISH :**
 - 2-1. CONTACT : CONTACT AREA : 10 MICRO INCHES MIN. GOLD PLATED
SOLDER AREA : BRIGHT TIN
UNDER PLATE : NICKEL
 - 2-2. SHELL : NICKEL PLATED
- ELECTRICAL SPECIFICATION :**
 - 3-1. RATED CURRENT : 0.5A
 - 3-2. RATED VOLTAGE : AC 30Vr.m.s
- ENVIRONMENTAL :**
 - 4-1. OPERATION TEMPERATURE : -25°~75°

DRW	KU	APPVL	UNIT	FW	TOLERANCE	All Connectors		TITLE	PCMCIA 10(F)?SMT H: 5.0			SHEET
CHECK			SCALE	1:1	X ±0.20 XOX ±0.10 XOX ±0.05 XOX ±0.03 ANGULA ±1°	www.allconnectors.de	info@allconnectors.de	PART NO.	PC-10F4-07	DWG NO.	QC5017	VERSION
						TEL: 0070 711 900501	TEL: 0070 711 900501					A
						30724 Filderstadt - Germany	Kellernstr. 25					