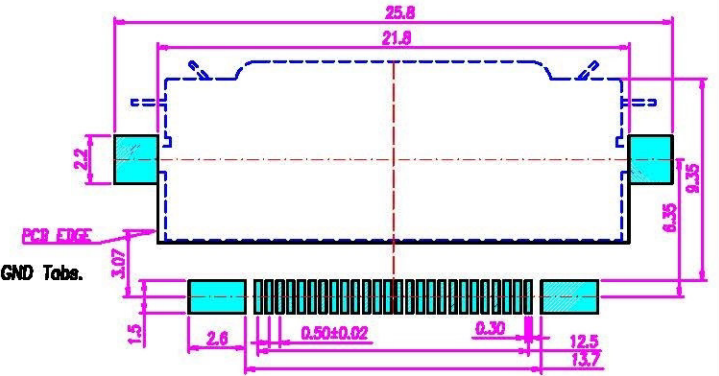
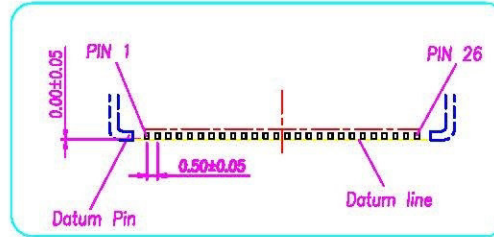
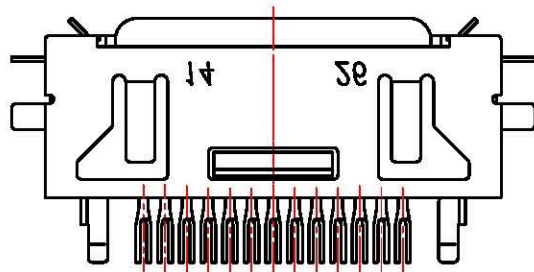


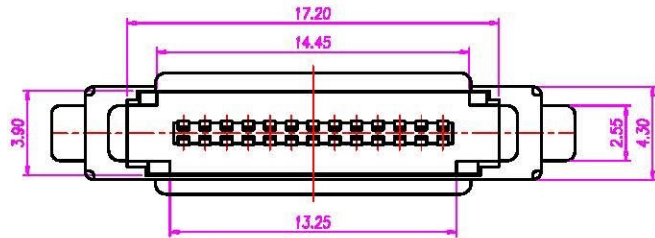
This document is the property of Nan-Yeong Corporation and is delivered on the express condition that it is not to be disclosed, reproduced or used, in whole or in part, for manufacture or sale by anyone other than Nan-Yeong Corporation without its prior consent, and that no right is granted to disclose or to use any information in this document.

CUSTOMER DRAWING

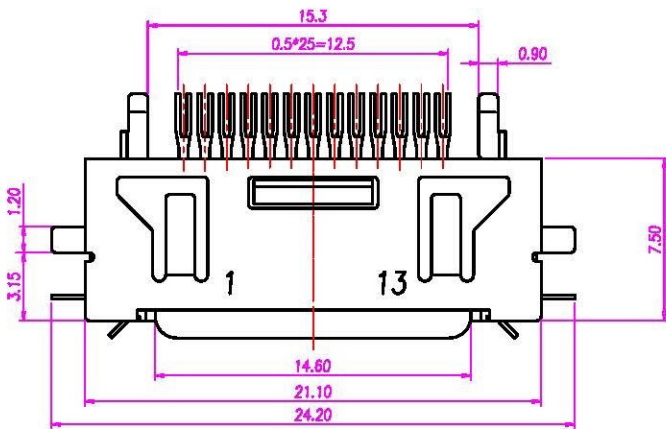
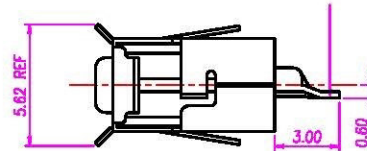
REV.	DESCRIPTION	APPVL. BY	DATE	ECN NO.
C	CHANGE TOLERANCE.	Stewart	01/18/07	
D	P.C.B.LAYOUT CHANGE	Stewart	25/03/08	
E	增加生產注意事項	Fido Veng	26/03/08	ECN09086
F	取消生產注意事項	Fido Veng	12/10/09	
G	P. C. B. LAYOUT CHANGE	Fido Veng	03/11/10	



G RECOMMEND P.C.B LAYOUT



Q1 for Pins and Back GND Tabs.



- MATERIAL :
 - HOUSING : LCP UL94V-0 ;
COLOR : BLACK
 - CONTACT : PHOSPHOR BRONZE
 - SHELL : COPPER ALLOY
 - GROUND : PHOSPHOR BRONZE
- FINISH :
 - CONTACT :
CONTACT AREA : SEE TABLE A
SOLDER AREA : SEE TABLE A
UNDER PLATE : NICKEL
 - SHELL : SEE TABLE A
 - GROUND : BRIGHT TIN OVER ALL

1	PC-26F4-02	SHELL:BRIGHT TIN OVER ALL. CONTACT: 5u" Min. GOLD PLATED. SOLDER AREA : BRIGH TIN.
2	PC-26F4-04	SHELL:MATTE TIN OVER ALL. CONTACT: 30u" Min. GOLD PLATED. SOLDER AREA : BRIGH TIN.
3	PC-26F4-05	SHELL : MATTE TIN OVER ALL. CONTACT : 30u" Min. GOLD PLATED. SOLDER AREA : GOLD FLUSH
	P/N	DESCRIPTION

DRAW	Ku Chou	APPVL	Emly Suen	UNIT	MM	TOLERANCE		TITLE	PCMCIA 26PIN A TYPE (F)			SHEET	
CHECK	Emly Suen			SCALE	1:1	XX ±0.20 .XX ±0.10 .XXX ±0.05 .XXXX ±0.03 ANGULA ±1°		Allconnectors www.allconnectors.de TEL: 0049 711 3009503 70724 Pflersbach - Germany info@allconnectors.de Fax: 0049 711 3009504 Kettnerstr. 25	PART NO.	TABLE A	DWG NO.	QC0615	 VERSION G