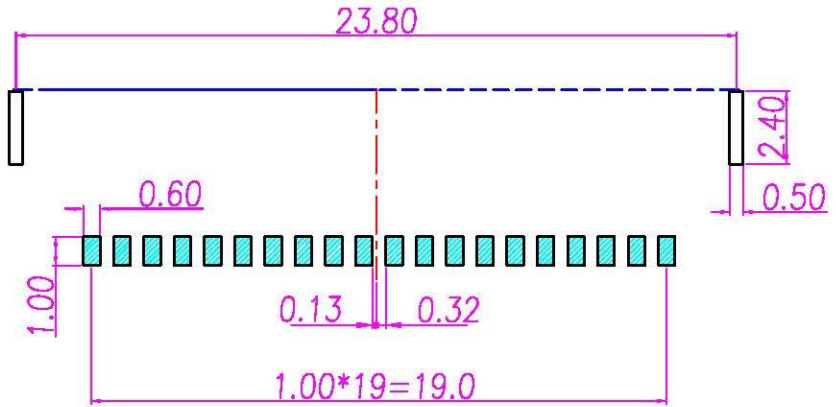


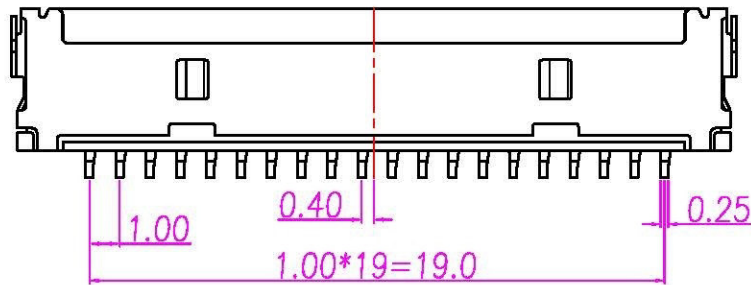
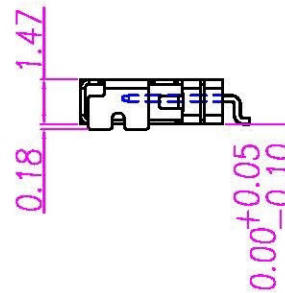
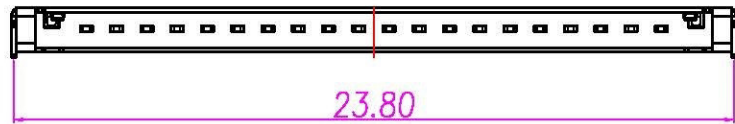
This document is the property of Nan-Yeong Corporation and is delivered on the express condition that it is not to be disclosed, reproduced or used, in whole or in part, for manufacture or sale by anyone other than Nan-Yeong Corporation without its prior consent, and that no right is granted to disclose or to use any information in this document.

CUSTOMER DRAWING

| REV. | DESCRIPTION | APPVL. BY | DATE | ECN NO. |
|------|-------------|-----------|----------|---------|
| A | RELEASE | Fido Veng | 22/12/08 | |
| B | | | | |
| C | | | | |



RECOMMENDED P.C.B LAYOUT



- MATERIAL :**
 - 1-1. HOUSING : LCP UL94V-0 ; COLOR : BLACK
 - 1-2. CONTACT : COPPER ALLOY
 - 1-3. SHELL : COPPER ALLOY
- FINISH :**
 - 2-1. CONTACT :
 - CONTACT AREA : GOLD FLASH
 - SOLDER AREA : GOLD FLASH
 - UNDER PLATE : NICKEL
 - 2-2. SHELL : NICKEL PLATED 60u" ~ 100u" OVER ALL
 - SHELL SOLDER:GOLD FLASH

| | | | | | | | | | | | | | |
|-------|--|-------|--|-------|-----|--|--|---------------------------------------|----------------------|---|--|-------|--|
| DRAW | | APPVL | | UNIT | MM | TOLERANCE | | TITLE | DF19 20PIN (F) PANEL | | | SHEET | |
| CHECK | | | | SCALE | 1:1 | XX ±0.20 XXX ±0.10 XXXX ±0.05 XXXXX ±0.03 ANGULA ±1° | | PART NO. PC-20F2-02 DWG NO. QC1984 | VERSION | A | | | |

All Connectors
 www.allconnectors.com
 Tel: 0049 711 708909
 70724 Filderstadt - Germany
 info@allconnectors.com
 Fax: 0049 711 708909
 Kellenmerstr. 25