

1	2	3	4	5	6	7	8	9	10
SWITCH CIRCUIT			MATERIAL AND FINISH AS BELOW						
WHEN CARD IS EJECTED		WHEN CARD IS INSERTED		A	Housing	LCP UL94V-0, Black	E		
				B	Contact	Phosphor Bronze C5210, Contact Area:Gold Flash Over Nickel	F		
				C	Holddown	Brass C2680, Tin Plated	G		
				D			H		

**SPECIFICATION:**

**1. ELECTRICAL**

- 1.1 Current Rating: 0.5A per pin
- 1.2 Voltage Rating: 50V DC
- 1.3 Contact Resistance: 55mΩ Max
- 1.4 Insulation Resistance: 500MΩ Min
- 1.5 Dielectric Withstanding Voltage: 300VAC

**2. MECHANICAL**

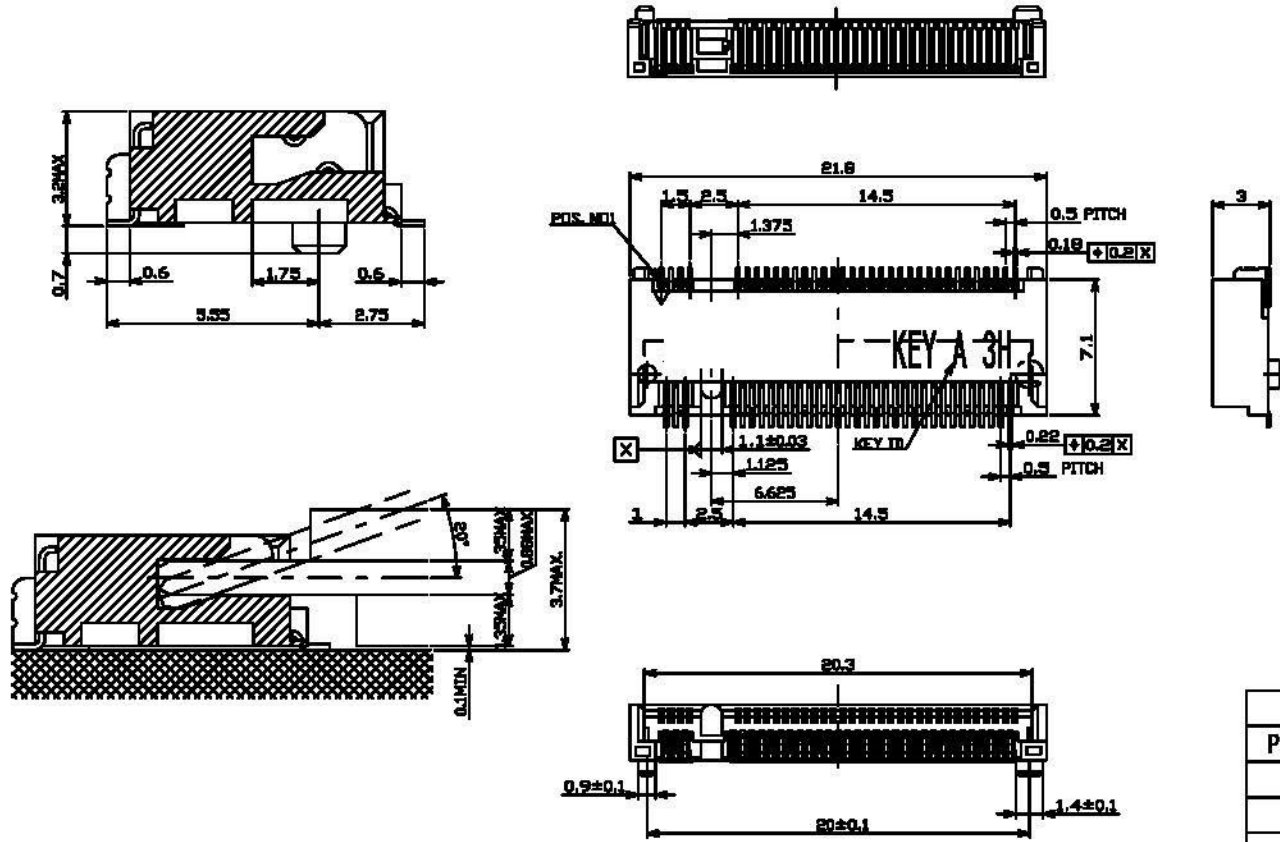
- 2.1 Durability: 200 Cycle
- 2.2 Insertion Force: 20N max.
- 2.3 Extraction Force: 25N max.

**3. ENVIRONMENTAL**

- 3.1 Operating temperature range: -40°C~+85°C
- 3.2 Storage temperature range: -40°C~+85°C

**4. SOLDER ABILITY**

- 4.1 Recommended IR Reflow Temperature: 260°C 10Sec
- 4.2 Recommended PCB Thickness: 1.0mm



P1	P2	P3	P4	P5	P6	P7	P8	P9	P10	P11	P12
PIN ASSIGNMENT											
123A-32AA0-R01 M.2 Connector, Key A Type Pitch:0.50mm H:3.2mm, Contact Area:Gold Flash											
PRODUCT NO.						DESCRIPTION					

UNLESS OTHERWISE SPECIFIED TOLERANCE		
ANGLES	ANG.	+5P
	0.	±0.3
LINEAR	0.0	±0.25
	0.00	±0.20
SCALE	AS SHOWN	UNIT: mm
DRAWN	Willis	2013/12/09
CHECKED	Angel	2013/12/09
APPROVED	Ken	2013/12/09

**All Connectors**

www.allconnectors.com  
 Tel: +86 755 29018888  
 2025 All rights reserved

info@allconnectors.com  
 Fax: +86 755 29018888  
 kellen@allconnectors.com

DRAWN NAME:  
M.2 Connector Key A H:3.2mm

PRODUCT NO. 123A-32AA0-R01

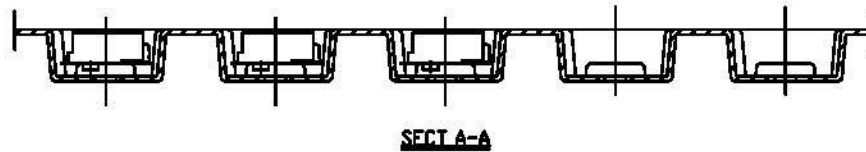
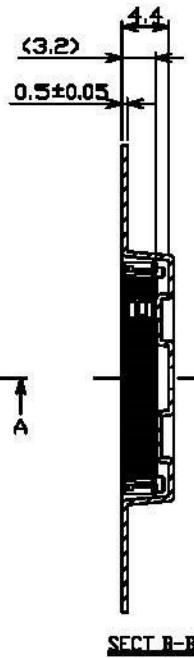
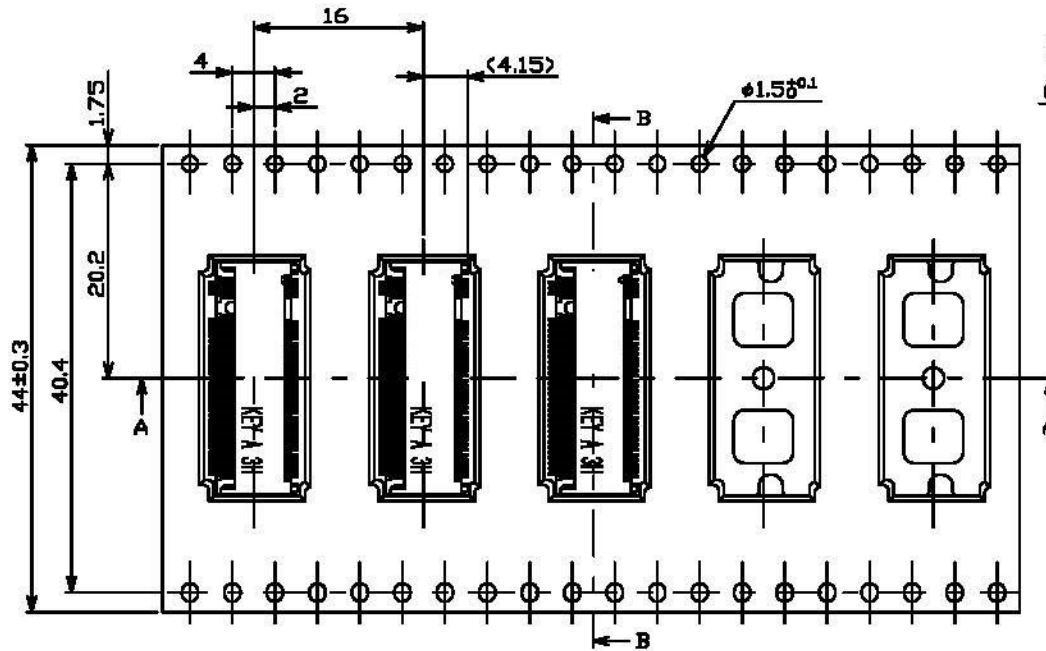
- △ Revise:
- △ Revise:
- △ Revise:

REV.	DESCRIPTION	DATE	REV.	DESCRIPTION	DATE	SIZE	REV.	FILE NAME
1						A4	1.0	123A-32AA0-R01_B_1



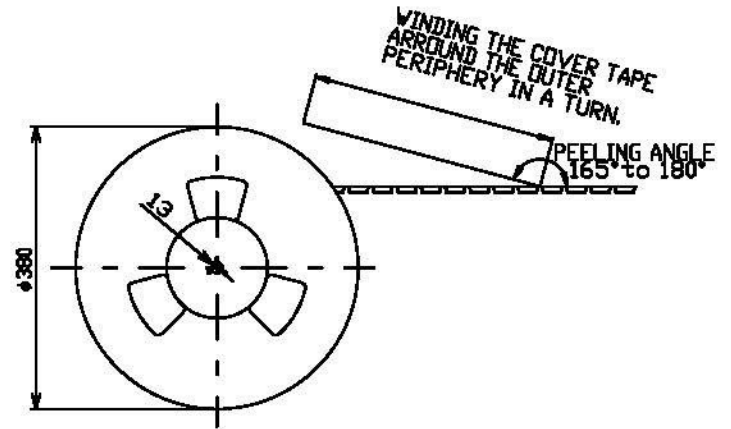


DIRECTION OFF TOP OF REEL



NOTES:

1. THE DIRECTION OF EACH CONNECTOR ON A EMBOSS IS REFERED TO THIS DRAWING.
2. GENERAL TOLERANCE  $\pm 0.5$  ,  $\pm 3^\circ$
3. PACKAGED IN EMBOSS TAPE AND PLASTIC REEL 1200 PCS PRE REEL.



				UNLESS OTHERWISE SPECIFIED TOLERANCE				
				ANGLES	ANG.	±SP		
				LINEAR	0.00	±0.25	<small>Normal as indicated Tolerance in parenthesis K=K-factor, 0.5 max</small>	
				SCALE	AS SHOWN	UNIT: mm		
				DRAWN	Willis	2013/12/09	DRAWN NAME: <b>M.2 Connector Key A H:3.2mm</b>	
				CHECKED	Angel	2013/12/09		
				APPROVED	Ken	2013/12/09		
				PRODUCT NO.	123A-32AA0-R01			
				FILE NAME	123A-32AA0-R01_D_1			
REV.	DESCRIPTION	DATE	REV.	DESCRIPTION	DATE	SIZE	REV.	
1			2			A4	1.0	