This document is the property of Nian-Yeong Corporation and is delivered on the express condition that it is not to be disclosed, reproduced or used, in whole or in part, for manufacture or sale by anyone other than Nian-Yeong Corporation without its prior consent, and that no right is granted to disclose or to use any information in this document.

CUSTOMER DRAWING

REV.	DESCRIPTION	APPROVED BY	DATE	ECN NO.
A	RELEASE	Fido Weng	08/10/09"	
B				
C				

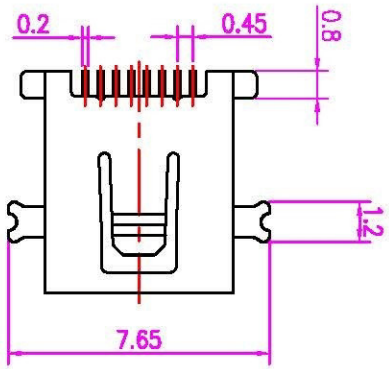

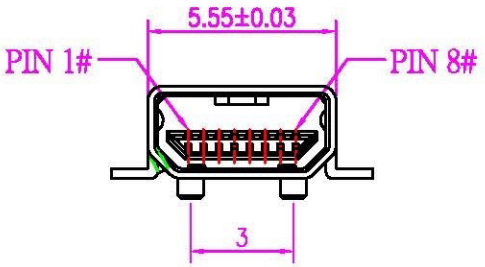

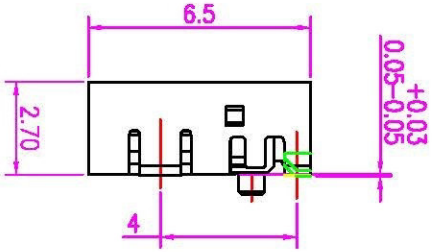

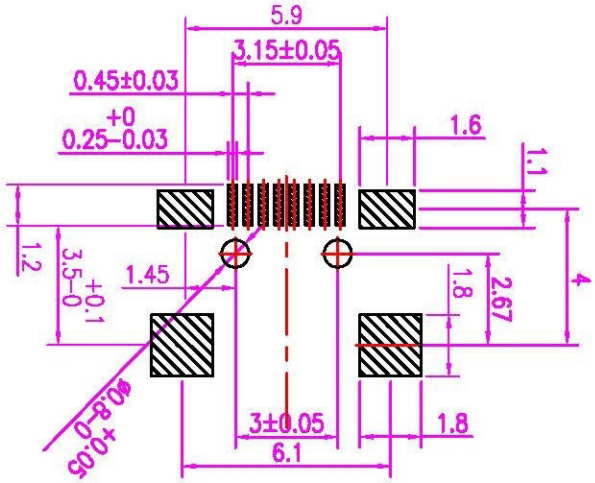

PCB LAYOUT

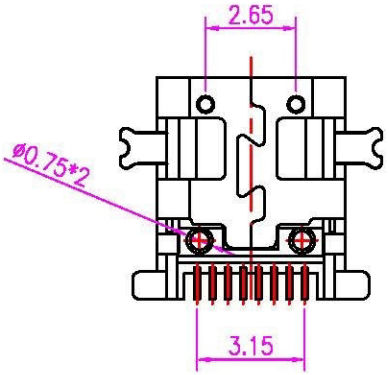

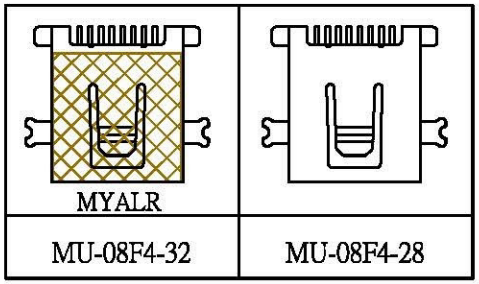

1. MATERIAL :
   - 1-1. HOUSING : LCP UL94V-0 ; COLOR : BLACK
   - 1-2. CONTACT : PHOSPHOR BRONZE
   - 1-3. SHELL : PHOSPHOR BRONZE
2. FINISH :
   - 2-1. CONTACT : 10 MICRO INCHES MIN. GOLD PLATED
     SOLDER AREA : GOLD FLASH.
     UNDER PLATE : NICKEL
   - 2-2. SHELL : GOLD FLASH
3. ELECTRICAL SPECIFICATION :
   - 3-1. Rated current : AC 5V/0.5A
   - 3-2. Contact Resistance: 50m Ohm or less
   - 3-3. Insulation Resistance: 100M Ohm Min at DC500V
   - 3-4. Dielectric Withstanding Voltage:
     AC 100V for 1 minute(Cut-off: 0.5mA)
4. Mechanical:
   - 4-1. Insertion force: 35N (3.57kgf) max.
   - 4-2. Withdrawal Force: 1N (0.1kgf) min.

DRAWN	Ku Chou	APP'D	Emily Suen	UNIT	mm	TOLERANCE .x ±0.20 .xx ±0.10 .xxx ±0.05 .xxxx ±0.03 ANGULA ±1°	All Connectors www.allconnectors.de Tel.: 0049 711 7009508 70794 Filderstadt - Germany info@allconnectors.de Fax: 0049 711 7009504 Kettenäckerstr. 25	TITLE	MINI USB 8PIN (F) [redacted] SMT [redacted]		SHEET
CHK'D	Emily Suen			SCALE	1:1			PART NO.	SEE TABLE A	DWG NO. QC3001	VERSION A