Y50X系列圆形连接器 Y50X series circular connectors

Y50X系列圆形连接器，符合国军标GJB101A的规定,参照美军标MIL-C-26482。同一型号对应的插头、插座可以互配。该系列连接器连接方式为卡口式快速连接、焊接接触件，具有密度高、耐环境、体积小、可靠性好等特点。广泛用于航空、航天、航海、通讯、公交电力、邮电铁路系统等电气及电子设备的线路连接。

Y50X series circular connectors are made conforming to the standard GJB101A, in the light of the U.S.MIL-C-26482. The same type of response plugs and receptacles can be interchanged. The series connectors with bayonet coupling mechanism and solder contacts have the features of small volume, light weight, high widely used for the electrical circuit connection in such fields as aeronautics, navigation,telecommunications, density, convenient application, high durability of pluging and unpluging, etc. They are railroad locomotives command system, etc

使用环境条件:
Environmental Requirement

环境温度：-55℃ ~ +125℃
相对湿度：+40℃，90% ~ 95%
大气压力：101.33KPa ~ 1.33KPa
正弦振动：10 ~ 2000Hz,加速度196m/s²
碰　撞：加速度392m/s²
冲　击：加速度980m/s²
盐　雾：符合GJB101A标准
Environmental Temperature:-55℃ ~ +125℃
Relative Humidity:90% ~ 95%,at+40℃
Atmospheric Pressure:101.33KPa ~ 1.33KPa
Sinusoidal Vibration:10 ~ 2000Hz,196m/s²
Vibration:392m/s²
Shock:980m/s²
Salt Spray:Conforming to Standerd GJB101A

主要技术特性：（正常条件下）
Technical Features（Under Normal Condition）

额定电流：Rated Current

接触对直径	Ø1	Ø1.5	Ø2.5
额定电流	5A	10A	25A

接触电阻：Contact Resistance

接触对直径	Ø1	Ø1.5	Ø2.5
接触电阻	≤5mΩ	≤3mΩ	≤1.5mΩ

绝缘电阻 Insulation Resistance:≥3000MΩ
耐　压 Dielectric withstand Voltage:1500V
寿　命 Durability:500次
密 封 性 Waterproofing:≥0.2MPa

型号标志示例: Type Designation

Y50 X -10 07 T K 10 Ⅱ

1、主称代号 Identification Code
2、结构形式 Structure Type
3、壳体号 Shell Size
4、接触件排列号 Arrangement No. of Contacts
5、插头或插座 Plug or Receptacle
6、接触件形式 Contact Style
7、插头或插座具体形式 Type of Plug or Receptacle
8、绝缘安装板位置 Insert Position

型号标记说明：Type Designation Introduction

序号No.	分类特征 Type Designation	分类内容 Type	标记内容 Design
1	主称代号 Identification Code	圆形连接器 Circular Connector	Y50
2	结构形式 Structure Type	普通焊接式 Welding plastic closure	X
		焊接屏蔽胶封 Welding plastic closure shield	P
		压接胶封 Crimping casting	M
		玻璃烧结密封（插座） Glass Sintering Hermitic（Receptacle）	H
3	壳体号 Shell Size	08、10、12、14、16、18、20、22、24	标出数字 Number
4	接触件排列号 Arrangement No. of Contacts	见"接触件数目及排列" To"Arrangement of Contacts"	标出数字 Number
5	插头或插座 Plug or Receptacle	插头 Plug	T
		插座 Receptacle	Z
6	接触件种类 Contacts Style	插针 Pin	J
		插孔 Sockets	K
		穿墙式接触件 Housing contacts	S
7	插头或插座具体形式 Type of Plug or Receptacle	接地压紧式插头 Compress Grounding Plug	1
		夹线板式插头 Cable Plug	2
		简易式插头 Simple Style Plug	3
		防波抗拉式插头 Anti-Wave Guard Plug	4
		90° 弯头式插头 Elboe Fuard Plug	5
		方法兰盘式插座 Square Flange Receptacle	10
		方法兰盘对接式插座 Square Flange Cable Receptacle	10-2
		圆法兰盘对接式插座 Circular Flange Cable Receptacle	11
		螺母拼紧式插座 Screw Fixation Receptacle	14
8	绝缘安装板位置 Insert Position	Ⅰ、Ⅱ、Ⅲ、Ⅳ、Ⅴ，其中Ⅲ不标。	标出数字 Number

防误插（绝缘安装板转位说明）：

在绝缘安装板外围上开有不同角度的键槽，可以按使用方需要由生产方转位装配，保证相同规格插头、插座不会误插。以使相同品种规格的相同装配序号对应的插头、插座能插入，不同装配序号对应的插头、插座不能插入。

绝缘安装板转位位置及标记示意图：

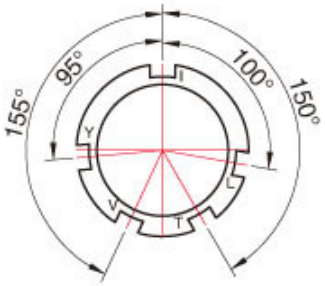

绝缘安装板转位角度表：

标记代号	Ⅰ	Ⅱ	Ⅲ	Ⅳ	Ⅴ
键位字母	V	Y	I	L	T
与主键Ⅰ的角度	155°	95°	0°	100°	150°

AllConnectors
Kettemerstr. 25
70794 Filderstadt

Tel.: 0711 7009503
Fax: 0711 7009503

info@allconnectors.de
www.allconnectors.de

外形示意图：Outer Dimentions

接地压紧式插头： Compress Grounding Plug

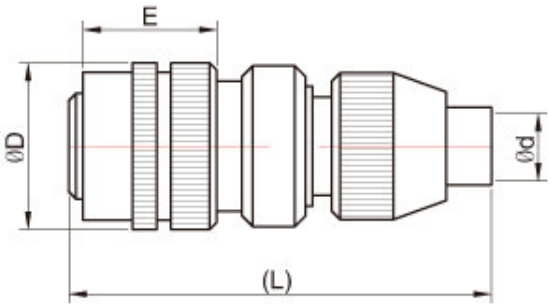

壳体号	ØD	Ød	E	L
08	Ø20.5	Ø6.1	19	61
10	Ø23	Ø7.1		61
12	Ø26	Ø11.1		61
14	Ø30	Ø12.1		61
16	Ø33	Ø14		61
18	Ø36	Ø14		61
20	Ø39	Ø16		64
22	Ø43	Ø16		64
24	Ø45	Ø16		64

夹线板式插头： Cable Plug

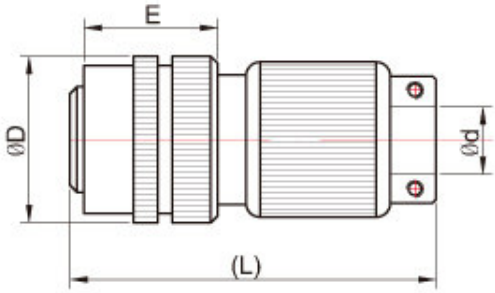

壳体号	ØD	Ød	E	L
08	Ø20.5	Ø6	19	41
10	Ø23	Ø8		41
12	Ø26	Ø10		43
14	Ø30	Ø12		49
16	Ø33	Ø14		49
18	Ø36	Ø17		49
20	Ø39	Ø20		50.5
22	Ø43	Ø24		50.5
24	Ø45	Ø27		50.5

防波抗拉式插头： Anti-wave Guard Plug

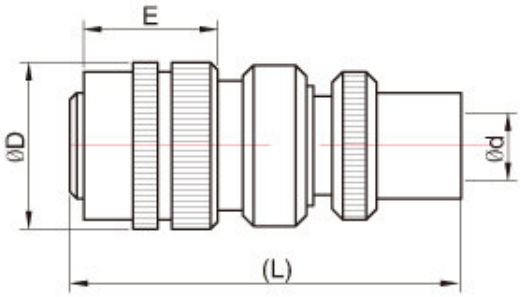

壳体号	ØD	Ød	E	L
08	Ø20.5	Ø6	19	51
10	Ø23	Ø7.5		51
12	Ø26	Ø9		52
14	Ø30	Ø11.5		52.5
16	Ø33	Ø14		54
18	Ø36	Ø15.5		54
20	Ø39	Ø16		57.5
22	Ø43			57.5
24	Ø45			58

方法兰盘式插座： Square flange Receptacle

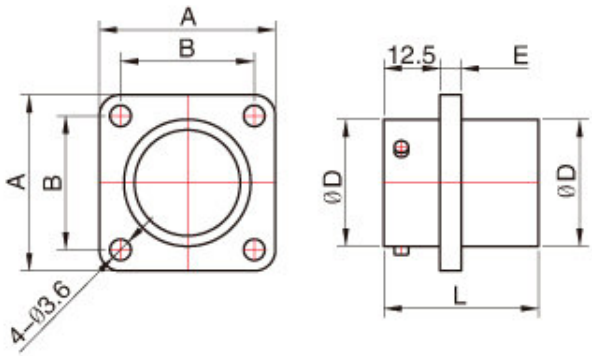

安装开口尺寸： Mounting Dimentions

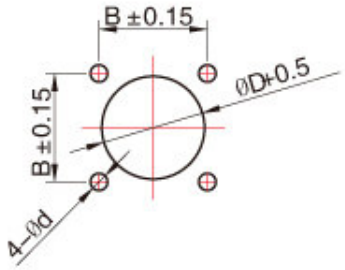

AllConnectors
Kettemerstr. 25
70794 Filderstadt

Tel.: 0711 7009503
Fax: 0711 7009503

info@allconnectors.de
www.allconnectors.de

壳体号	A	B	ØD	E	L
08	21	15	Ø13	1.5	27.5
10	24	18	Ø16		
12	27	21	Ø20		
14	30	23	Ø23		
16	33	25	Ø26		
18	36	27	Ø29		
20	39	29	Ø32	2.2	
22	42	32	Ø35		
24	45	35	Ø38		28

方法兰盘对接式插座： Square Flange Cable Receptacle

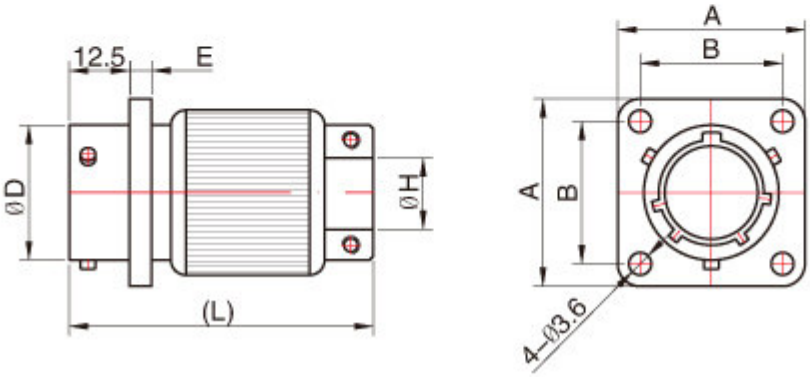

壳体号	A	B	ØD	L	ØH	E
08	21	15	Ø13	41.5	Ø6	1.5
10	24	18	Ø16		Ø8	
12	27	21	Ø20	43.5	Ø10	
14	30	23	Ø23	49.5	Ø12	
16	33	25	Ø26		Ø14	
18	36	27	Ø29		Ø17	
20	39	29	Ø32	51	Ø20	2.2
22	42	32	Ø35		Ø24	
24	45	35	Ø38	55	Ø27	

穿墙式插座：Housing Receptacle

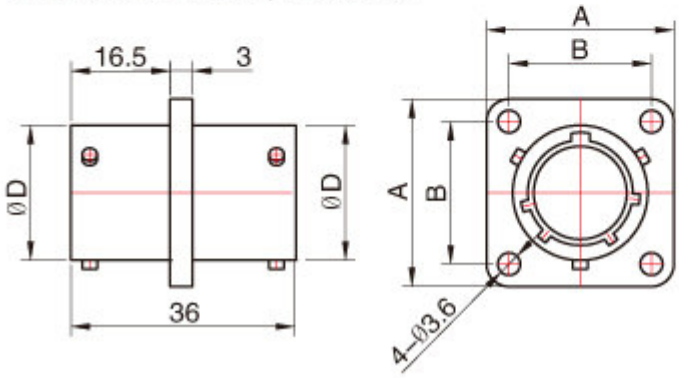

壳体号	A	B	ØD
08	21	15	Ø13
10	24	18	Ø16
12	27	21	Ø20
14	30	23	Ø23
16	33	25	Ø26
18	36	27	Ø29
20	39	29	Ø32
22	42	32	Ø35
24	45	35	Ø38

AllConnectors
Kettemerstr. 25
70794 Filderstadt

Tel.: 0711 7009503
Fax: 0711 7009503

info@allconnectors.de
www.allconnectors.de

接触件数目和排列（续）： The Number and Arrangement of Contacts

Ø1接触对　Ø1.5接触对　Ø2.5接触对

壳体号 08	Y50X-0802	Y50X-0803	Y50X-0804	Y50X-0807	
壳体号 10	Y50X-1003	Y50X-1004	Y50X-1005	Y50X-1006	Y50X-1007
壳体号 12	Y50X-1207	Y50X-1208	Y50X-1210		
壳体号 14	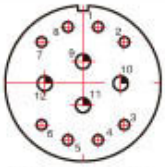 Y50X-1412	Y50X-1415	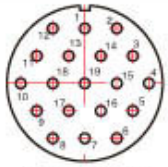 Y50X-1419		
壳体号 16	Y50X-1608	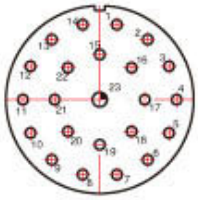 Y50X-1623	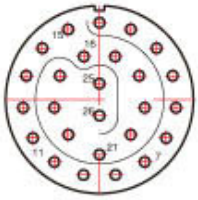 Y50X-1626		
壳体号 18	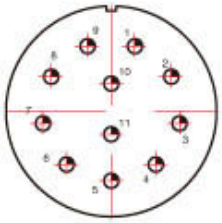 Y50X-1811	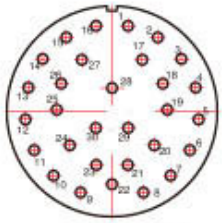 Y50X-1830	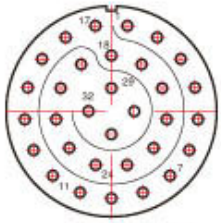 Y50X-1832		
壳体号 20	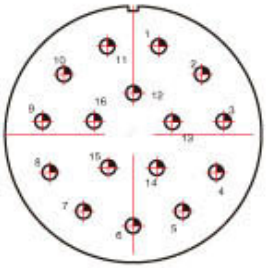 Y50X-2016	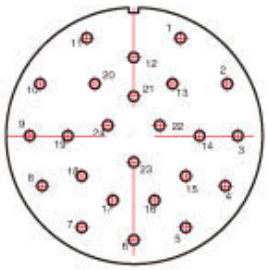 Y50X-2024	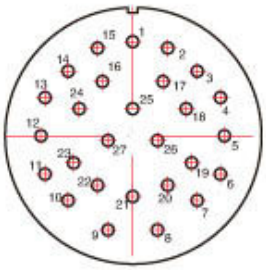 Y50X-2027		

AllConnectors
Kettemerstr. 25
70794 Filderstadt

Tel.: 0711 7009503
Fax: 0711 7009503

info@allconnectors.de
www.allconnectors.de

壳体号 20	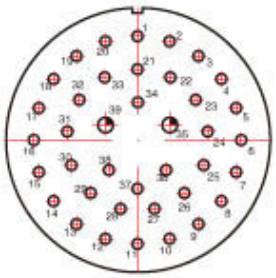 Y50X-2039	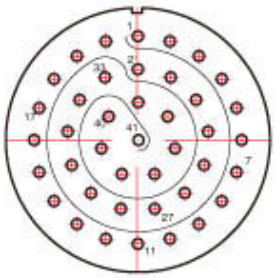 Y50X-2041	
壳体号 22	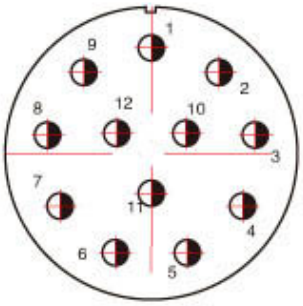 Y50X-2212	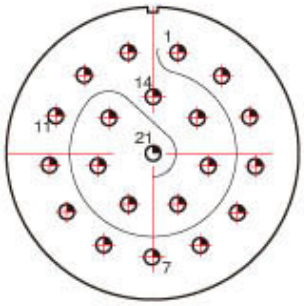 Y50X-2221	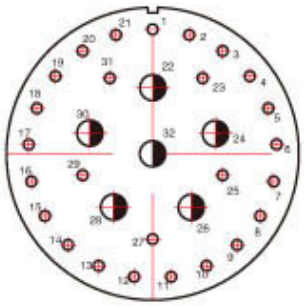 Y50X-2232
壳体号 22	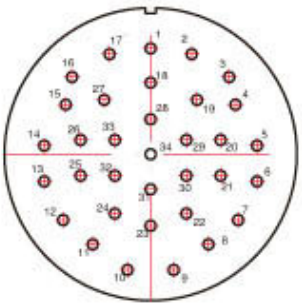 Y50X-2234	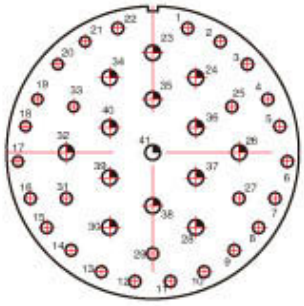 Y50X-2241	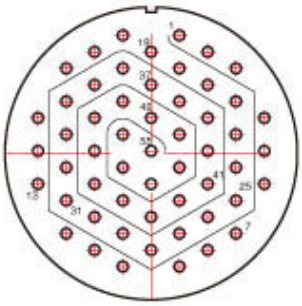 Y50X-2255
壳体号 24	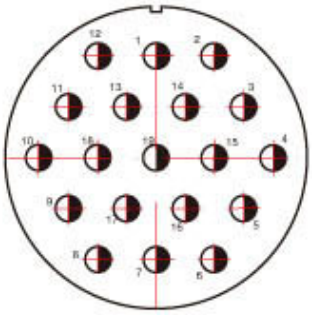 Y50X-2419	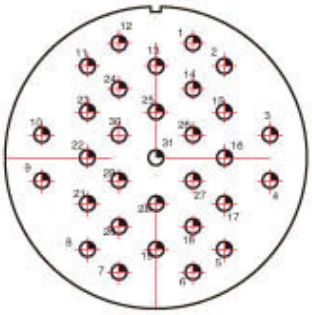 Y50X-2431	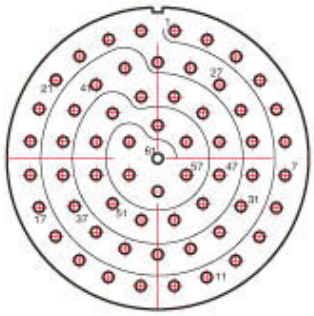 Y50X-2461

AllConnectors
Kettemerstr. 25
70794 Filderstadt

Tel.: 0711 7009503
Fax: 0711 7009503

info@allconnectors.de
www.allconnectors.de