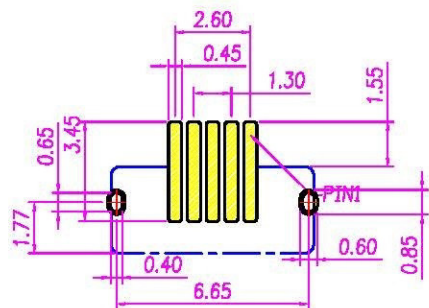


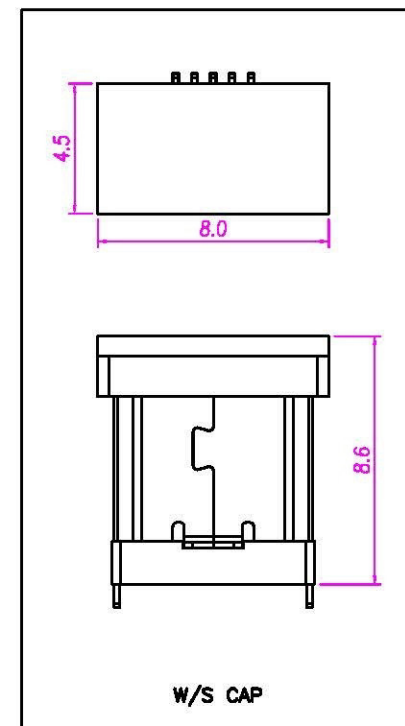
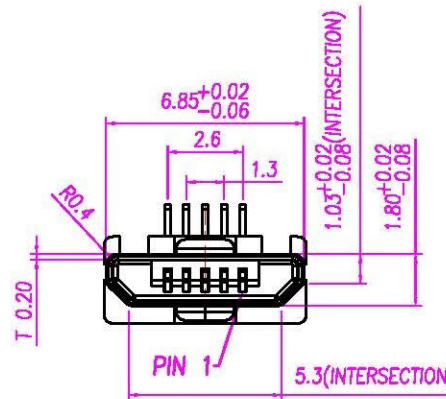
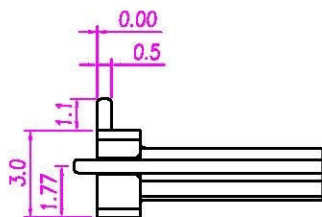
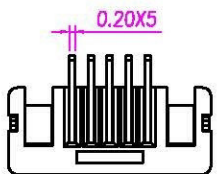
This document is the property of Nian-Yeong Corporation and is delivered on the express condition that it is not to be disclosed, reproduced or used, in whole or in part, for manufacture or sale by anyone other than Nian-Yeong Corporation without its prior consent, and that no right is granted to disclose or to use any information in this document.

CUSTOMER DRAWING

REV.	DESCRIPTION	APPROVED BY	DATE	ECN NO.
A	RELEASE	Emily Suen	30/08/12	
B				
C				



RECOMMENDED PCB LAYOUT
(TOP VIEW)



1. MATERIAL :

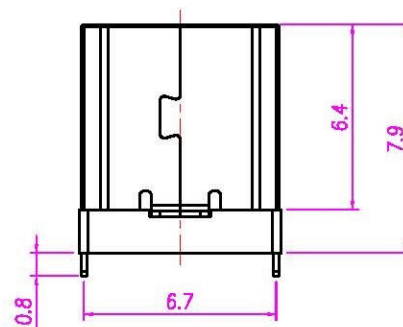
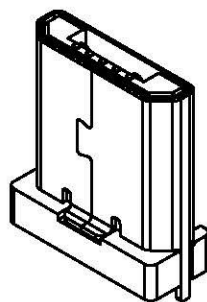
- 1-1. HOUSING : LCP UL94V-0 ; COLOR : BLACK
- 1-2. CONTACT : PHOSPHOR BRONZE
- 1-3. SHELL : STAINLESS STEEL

2. FINISH :

- 2-1. CONTACT : GOLD FLASH ON CONTACT AREA
GOLD FLASH ON OTHER AREA
- 2-2. SHELL : 噴砂處理

3. ENVIRONMENTAL

- 3-1. OPERATING TEMPERATURE RANGE: -20° ~ +85°
- 3-2. STORAGE TEMPERATURE RANGE: -40° ~ +85°



DRAWN	Emily Suen	APPEND	UNIT	mm	TOLERANCE		TITLE	MICRO USB 5PIN(M) WITH SMT(WO LATCH)			SHEET	
CHOKED			SCALE	1:1	.x ±0.20 .xx ±0.10 .xxx ±0.05 .xxxx ±0.03 ANGULA ±1°		www.allconnectors.de TEL: 0049 711 409548 20254 Filderstadt Germany	info@allconnectors.de Fax: 0049 711 409549 Kellernstraße 25	PART NO.	MU-05M4-15	DWG NO.	QC5740
											A	