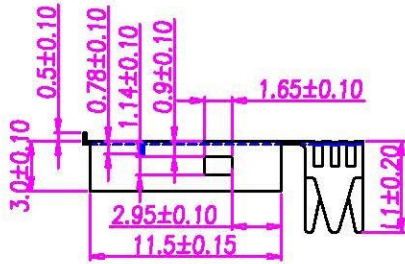
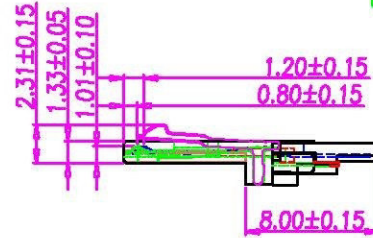
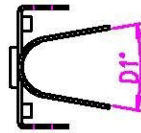
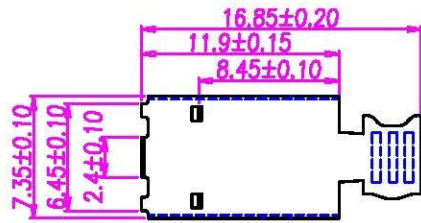


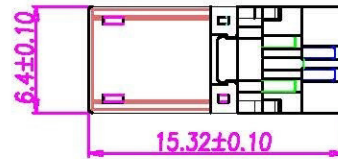
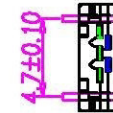
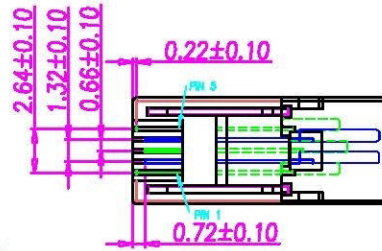
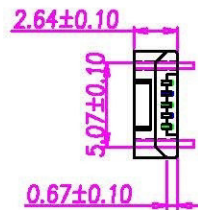
This document is the property of Nan-Yeong Corporation and is delivered on the express condition that it is not to be disclosed, reproduced or used, in whole or in part, for manufacture or sale by anyone other than Nan-Yeong Corporation without its prior consent, and that no right is granted to disclose or to use any information in this document.

CUSTOMER DRAWING

REV.	DESCRIPTION	APPROVED BY	DATE	ECN NO.
Δ C	ADD NEW PART NO. IN TABLE A	Flo Veng	06/04/10'	ECN10035
Δ D	ADD NEW PART NO. IN TABLE A	Flo Veng	13/05/10'	ECN10051
Δ E	MODIFY MATERIAL OF HOUSING	Flo Veng	03/01/11'	ECN11011



BACK SHELL



HOUSING+PIN

1. Material:

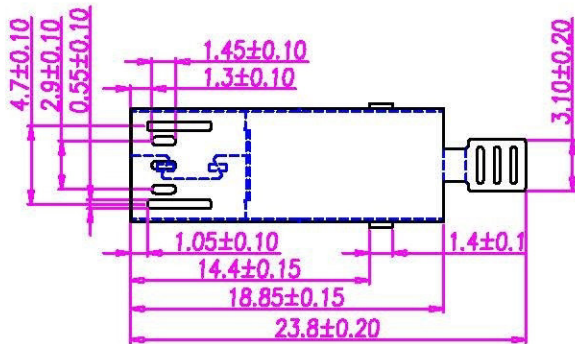
- 1.1 Housing: PBT Δ
- 1.2 Contact: Phosphor Bronze, t=0.20mm.
- 1.3 Front Shell: SEE TABLE A, t=0.20mm.
- 1.4 Back Shell: SEE TABLE A, t=0.20mm.
- 1.5 Latch: Stainless steel, t=0.40mm.

2. specification:

- 2.1 Current rating: 1A MAX.
- 2.2 Dielectric withstanding voltage: 500 v(ac) far minuta.
- 2.3 Contact resistance: 30m Ω max
- 2.4 Insulation resistance: 1000M Ω min at DC 500V.
- 2.5 Temperature range: -55°C~+105°C.

3. Finishes:

- 3.1 Contacts: Contact area see TABLE A
100u"-120u" Tin. Plating on soldertails
50u"-80u" Nickel .underplating over all
- 3.2 Shell: See TABLE A



FRONT SHELL

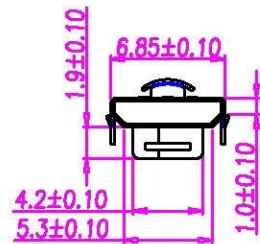
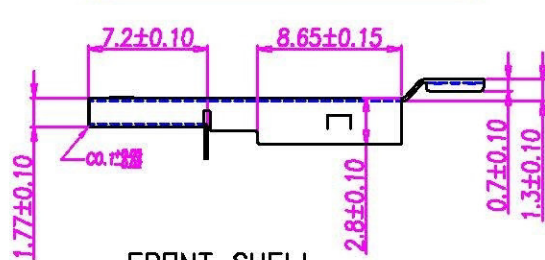


TABLE A

MU-05M1-31	GOLD 30u"	N/A	N/A	STAINLESS	6.1	22
Δ D MU-05M1-28	GOLD FLASH	GOLD FLASH	GOLD FLASH	STAINLESS	5.5	20'
MU-05M2-14	GOLD FLASH	NICKEL	GOLD FLASH	BRASS	5.5	20'
MU-05M2-13	GOLD FLASH	NICKEL	NICKEL	BRASS	5.5	20'
MU-05M1-18	GOLD 30u"	N/A	N/A	STAINLESS	5.5	20'
MU-05M2-05	GOLD FLASH	N/A	N/A	STAINLESS	5.5	20'
PART NO.	CONTACT PLATING	BACK SHELL	FRONT SHELL	SHELL MATERIAL	L1	D1

DRAWN	Jen Xie	APPEND	Flo Veng	UNIT	mm	TOLERANCE
CHOKED	Emily Suen			SCALE	1:1	XX ± 0.20 XXX ± 0.10 XXXX ± 0.05 XXXXX ± 0.03 ANGULA $\pm 1^\circ$



All Connectors

www.allconnectors.de
Tel: +49 711 706490
Aller Heerstr. 101, Germany

Info@allconnectors.de
Fax: +49 711 706490
Kollmuthstr. 25

TITLE	MICRO USB 5P B TYPE MALE SOLDER	SHEET	1
PART NO.	SEE TABLE A	DWG NO.	QC3618
VERSION			E