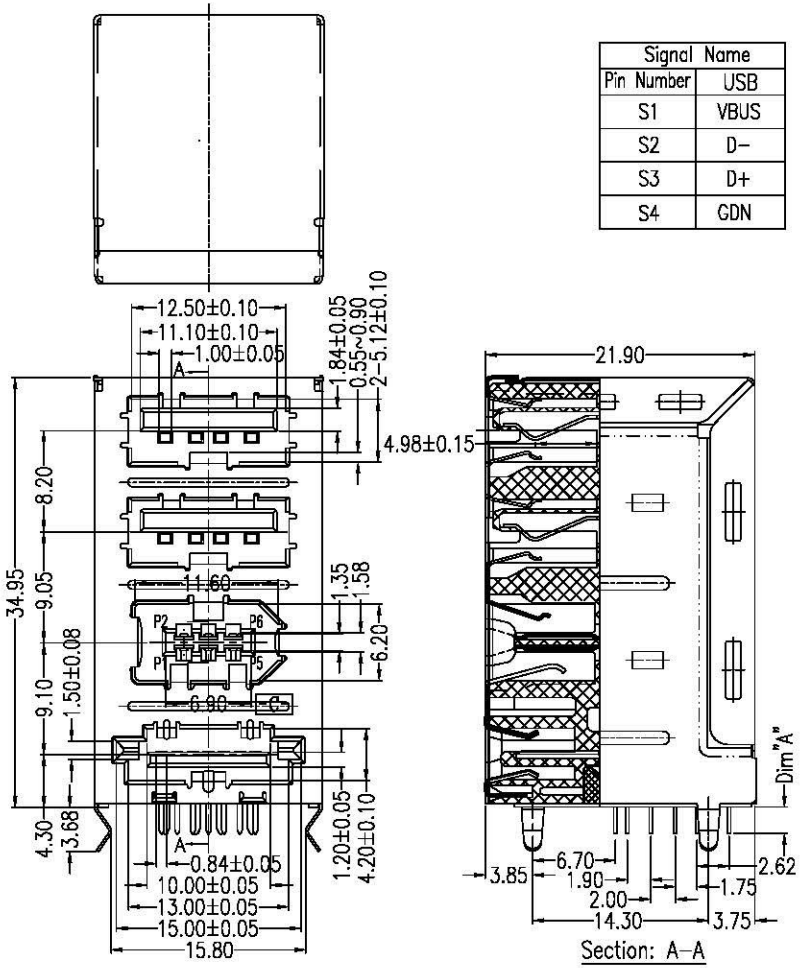

Section: A-A

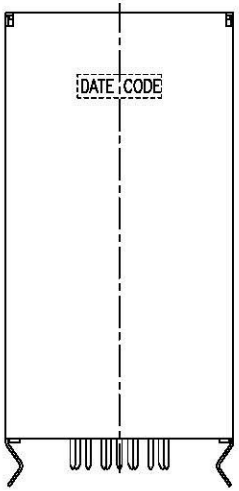

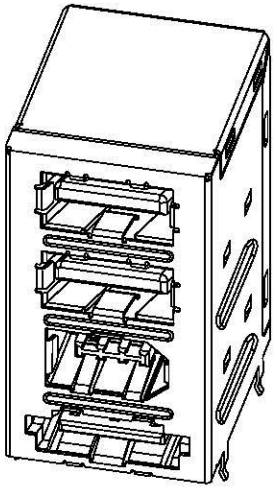

Signal Name	
Pin Number	USB
S1	VBUS
S2	D−
S3	D+
S4	GDN

Signal Name	
Pin Number	1394
S1	VP
S2	VG
S3	TPB*
S4	TPB
S5	TPA*
S6	TPA

Signal Name	
Pin Number	eSATA
S1	GND
S2	A+
S3	A−
S4	GND
S5	A−
S6	A+
S7	GND

NOTES:

1. Material:
   Housing: PBT+30%G.F, UL 94V-0 Rated.
   Color: Yellow.
   Retainer: Nylon66+30%G.F,UL 94V-2 Rated.
   eSATA Contact: Brass.
   Plating: Gold Plating over Nickel on Contact Area.
   Tin Plating on Solder Tail.
   IEEE 1394 Contact: Brass.
   Plating: Gold Plating over Nickel on Contact Area.
   Tin Plating on Solder Tail.
   USB Contact: Phosphor Bronze.
   Plating: Gold Plating over Nickel on Contact Area.
   Tin Plating on Solder Tail.
   Front Shell:SUS301,Nickel Plating.
   Back Shell:SUS301.
2. eSATA Electrical Specification:
   Operation Voltage: 100VAC Max.
   Current Rating: 1.5 Ampere per Contact.
   Contact Resistance: 30mΩ Max.
   Insulation Resistance: 1000MΩ Min.
   Dielectric Withstanding Voltage: 500 VAC.
3. IEEE 1394 Electrical Specification:
   Operation Voltage:40 VAC Max.
   Current Rating: 1.5 Ampere per Contact.
   Contact Resistance: 30 mΩ Max.
   Insulation Resistance: 100 MΩ Min.
   Dielectric Withstanding Voltage: 500V AC.
4. USB Electrical Specification:
   Rated Voltage and Current: 1.5A at 250V AC Min.
   Contact Resistance: 30mΩ Max.
   Insulation Resistance: 1000MΩ Min at 500V DC.
   Dielectric Withstanding Voltage: 500 V AC for 1Minute.
5. Environmental:
   Operating Temperature: -55°C to +85°C

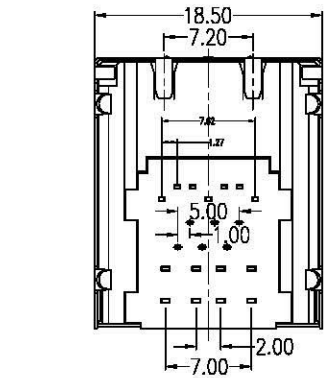

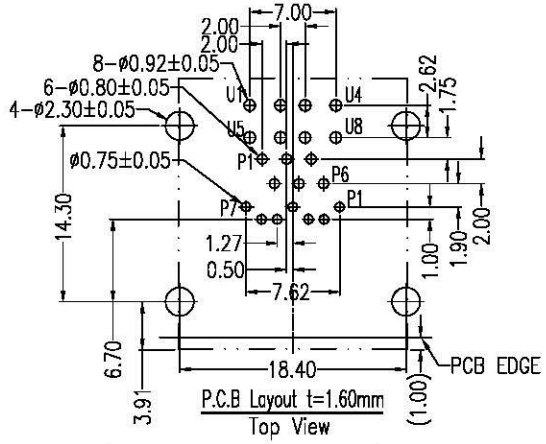

P.C.B Layout t=1.60mm
Top View

Unit:mm

Standard	Dim A
CUIE-M212DGY-72	2.15~2.30
CUIE-M212DGY-71	3.10

Part Number:

CUIE-M212DGY-72

- USB +IEEE 1394+eSATA
- M: Male
- 21: 4+4+6+7P
- 2: Stacked Type
- D: DIP Type
- 1: DIP 3.1mm; 2: DIP 2.15mm
- 7: 2*USB+1*IEEE 1394+1*eSATA
- Y: Yello Color
- G: Gold Flash

REV	DATE	DESCRIPTION
A	04/21/10	RELEASED FOR PRODUCTION

UNLESS OTHERWISE SPECIFIED DIMENSIONS ARE IN MM
TOLERANCES ARE:

DECIMALS	ANGLES
.X ± .38	± 3°
.XX ± .25	
.XXX ± .20	

DO NOT SCALE DRAWING

CAD GENERATED DRAWING, DO NOT MANUALLY UPDATE

APPROVALS		DATE
DRAWN	Chris	04/21/10
CHECKED	Cindy	04/21/10
APPV	Jason	04/21/10

SHEET 1 OF 1 | SCALE NONE

All Connectors
www.allconnectors.de
Tel.: 0049 711 7009503
70794 Filderstadt - Germany
info@allconnectors.de
Fax: 0049 711 7009504
Kettemerstr. 25

DESCRIPTION: 2*USB+IEEE 1394+eSATA Plug, 4+4+6+7P, Stacked, DIP Type, Yellow Color, Gold Flash

DWG. NO. CUES-M21-F05 | REV. A