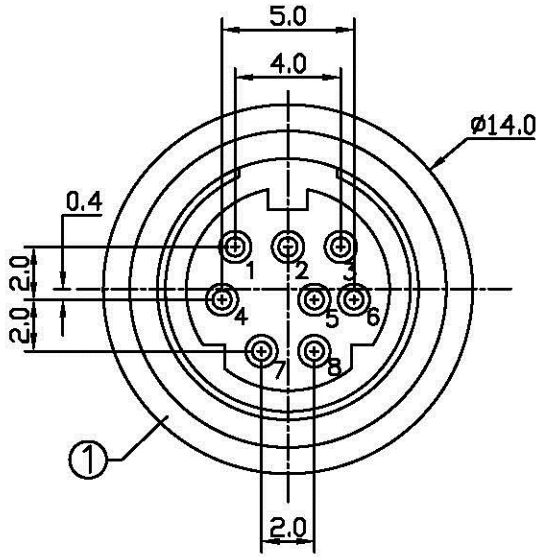

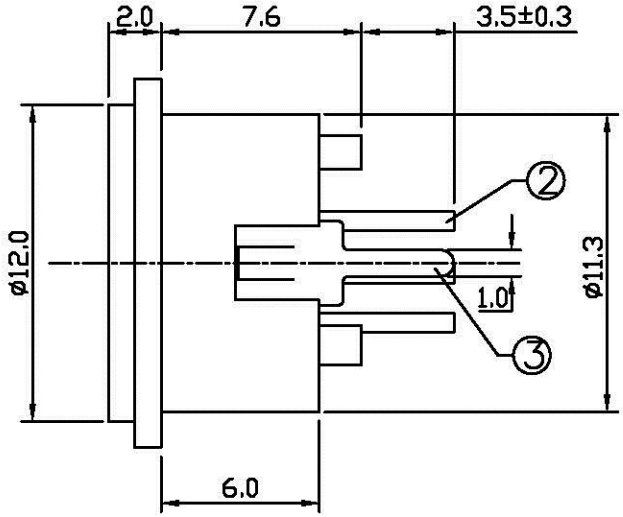

SCHEMATIC DIAGRAM

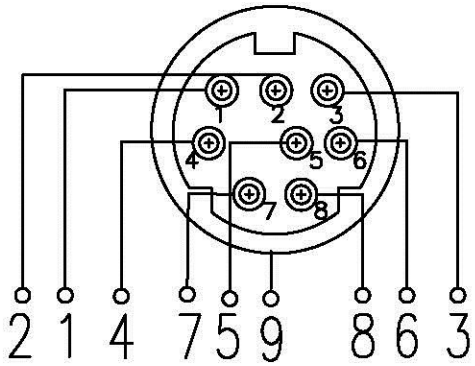

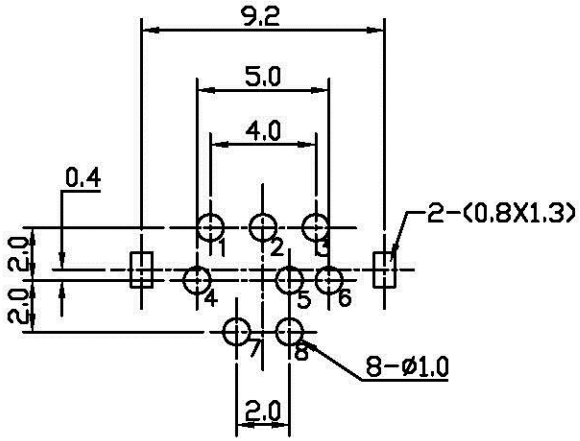

MDD-S-08-LF

LEADFREE

RoHS Compliant

T:1.6 Dimensions of PC board holes

Tolerance : ±0.1(Printed-top view)

UNLESS OTHERWISE SPECIFIED, TOLERANCE ON DECIMAL: ±0.3

LTR	PART NAME	QTY	MATERIAL(THICK,COLOR)	REMARK
3	GROUND CONTACT	1	BRASS	MB:Cu Cu/Sn PLATED
2	CONTACT FOOT	8	BRONZE	MB:Cu Ag PLATED
1	HOUSING	1	PBT	

All Connectors
www.allconnectors.de
Tel.: 0049 711 7009003
70794 Filderstadt Germany
info@allconnectors.de
Fax: 0049 711 7009001
Kelterwiesenstr. 25

PART NO. MDD-S-08			
DWG NO. MDD-S-08	CHECKED BY CY	TOLERANCES ARE .X ± 0.2 .XX ± .XXX ± AWG	DESCRIP TION: S JACK
FILE NO.	DRAWING BY		
UNIT / mm SCALE 1 : 1	PROJECTION		AREA / REVISIONS / HK / DATE