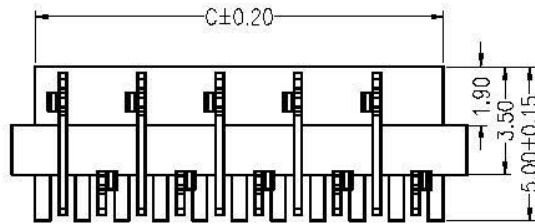
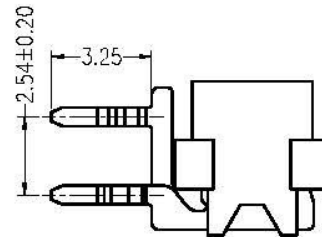
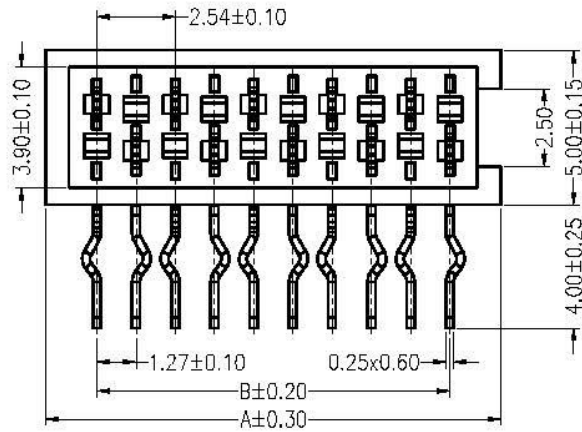


RoHS Compliant

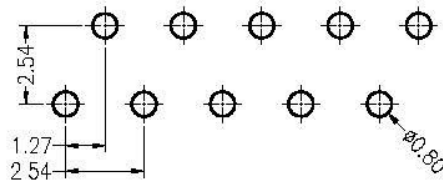
Customer Drawing

SPECIFICATIONS:

1. Voltage rating: 500V AC/DC
2. Current rating: 1.0A AC/DC
3. Withstanding voltage: 1000V AC/minute
4. Temperature range: -40° C ~ +105° C
5. Insulation resistance: $\geq 1000M\Omega$
6. Contact resistance: $\leq 20m\Omega$
7. After environment testing: $\leq 30m\Omega$
8. Number of position: 04~26
9. Material: Plastic: PA9T UL 94 V-0
Color: Red
Pin: Phosphor Bronze
Finish: Tin-plated



Recommended PC Board Layout



No of Pins	Dimension(mm)		
	A	B	C
4	7	3.81	5.6
6	9.54	6.35	8.14
8	12.08	8.89	10.68
10	14.62	11.43	13.22
12	17.16	13.97	15.76
14	19.7	16.51	18.3
16	22.24	19.05	20.84
18	24.78	21.59	23.38
20	27.32	24.13	25.92
22	29.86	26.67	28.46
24	32.4	29.21	31
26	34.94	31.75	33.54

How to order

MMCF03-X
1 2

1. Series No
2. No Of Pins
04~26

1.3			
1.2			
1.1			
1.0	RELEASED	Li GM	2011-05-14
REV	ECN. NO.	DR. BY	DATE

All Connectors

www.allconnectors.de
Tel: +49 4103 209014
30794 Ellerau, Germany

info@allconnectors.de
Fax: +49 4103 209014
Kollmannstr. 25

X: ±0.30	X': ±5.0'
XX: ±0.20	XX': ±3.0'
XXX: ±0.15	XXX': ±1.0'
UNIT: mm	
SCALE: 1:1	SHEET: 1/1

TITLE :
Micro-Match connector, Female-on-board
connector, Side Entry, Through Hole type

A4

APPD: Xiao Jian	PART NO :MMCF03-XX
CHD: Wang Zhijun	DWG. NO: MMCF03-XX
DR: Li Guoming	REV:1.0
	DATE: 2011-05-14