

NOTE:

1. MATERIAL AND FINISH
SHELL ASSEMBLY: COPPER ALLOY, OUTER SHELL AND COLLECT NUT Cr PLATING, OTHER METALLIC COMPONENTS Ni PLATING
INSULATOR: PEEK
CONTACT: COPPER ALLOY, GOLD PLATING OVER Ni
2. DURABILITY: 5000 CYCLES
3. PROTECTION INDEX(MATED): IP66/IP68, IP68 ACHIEVED PROVIDING THAT THE CABLE IS PERFECTLY CIRCULAR AND THAT ASSEMBLY PROCESS ENSURES A HIGH INTEGRITY SEAL.
4. HUMIDITY: UP TO 95% AT 60°C
5. TEMPERATURE: -55°C,+200°C
6. ROHS COMPLIANCE
7. PART NO.

R - F 2 K F * * 0 4 C 1 0 * *

PRODUCT TYPE
F=SNAP LATCH METAL

PRODUCT STYLE
2K=2K STYLE

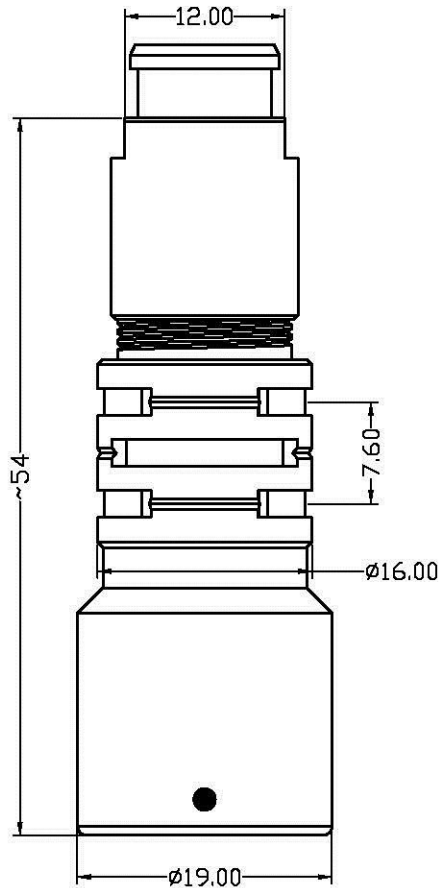
PRODUCT MODEL
F=FLOATING SOCKET

NUMBER OF CONTACTS
02=02PIN
SEE TABLE

CABLE OD

15=OD: 1.3mm-1.5mm	55=OD: 5.1mm-5.5mm
20=OD: 1.6mm-2.0mm	60=OD: 5.6mm-6.0mm
25=OD: 2.1mm-2.5mm	65=OD: 6.1mm-6.5mm
30=OD: 2.6mm-3.0mm	70=OD: 6.6mm-7.0mm
35=OD: 3.6mm-4.0mm	75=OD: 7.1mm-7.5mm
40=OD: 4.1mm-4.5mm	80=OD: 7.6mm-8.0mm
45=OD: 4.6mm-5.0mm	85=OD: 8.1mm-8.5mm
50=OD: 4.6mm-5.0mm	

CONTACT PLATING
4=Au 20u"

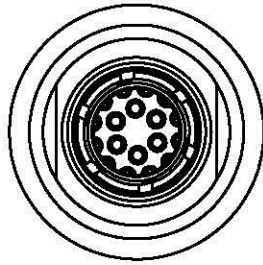


UNITS		NAME:	
<input checked="" type="checkbox"/> mm	<input type="checkbox"/> INCH	SNAP LATCH METAL 2K FLOATING SOCKET	
GENERAL TOLERANCES: (UNLESS SPECIFIED)		PART NO:	
	mm	R-F2KF**04C10**	
4 PLACE	± ** ±	APPD: Seawen 11/6/13	
3 PLACE	± ** ±	CHKD: Peter 11/6/13	
2 PLACE	± 0.25 ±	DRAWN: Camby 11/6/13	
1 PLACE	± 0.40 ±		
ANGULAR:	X° ± ** / X° ±		

TITLE:	
CUSTOMER DWG	
DWG NO:	
010-0000-C14	
SCALE:	SHEET:
4 / 1	1 / 3
REV.:	X1

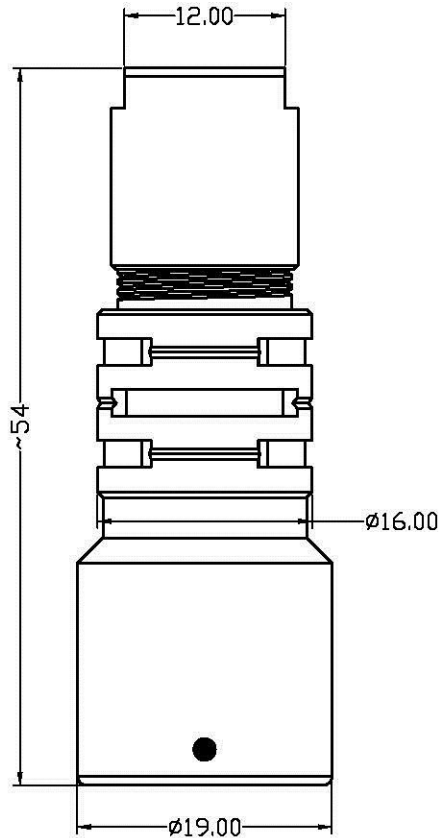
All Connectors	
TITLE:	
CUSTOMER DWG	
DWG NO:	
010-0000-C14	
SCALE:	SHEET:
4 / 1	1 / 3
REV.:	X1

A	NEW RELEASED	11/6/13	SEAWEN
REV.	DESCRIPTION	DATE	APPD



NOTE:

1. MATERIAL AND FINISH
SHELL ASSEMBLY: COPPER ALLOY, OUTER SHELL AND COLLECT NUT Cr PLATING, OTHER METALLIC COMPONENTS Ni PLATING
INSULATOR: PEEK
CONTACT: COPPER ALLOY, GOLD PLATING OVER Ni
2. DURABILITY: 5000 CYCLES
3. PROTECTION INDEX(MATED): IP66/IP68, IP68 ACHIEVED PROVIDING THAT THE CABLE IS PERFECTLY CIRCULAR AND THAT ASSEMBLY PROCESS ENSURES A HIGH INTEGRITY SEAL.
4. HUMIDITY: UP TO 95% AT 60°C
5. TEMPERATURE: -55°C,+200°C
6. ROHS COMPLIANCE
7. PART NO.



R - F 2 K F * * 0 4 C 2 0 * *

PRODUCT TYPE
F=SNAP LATCH METAL

PRODUCT STYLE
2K=2K STYLE

PRODUCT MODEL
F=FLOATING SOCKET

NUMBER OF CONTACTS
02=02PIN
SEE TABLE

CABLE OD

15=OD: 1.3mm-1.5mm	55=OD: 5.1mm-5.5mm
20=OD: 1.6mm-2.0mm	60=OD: 5.6mm-6.0mm
25=OD: 2.1mm-2.5mm	65=OD: 6.1mm-6.5mm
30=OD: 2.6mm-3.0mm	70=OD: 6.6mm-7.0mm
35=OD: 3.6mm-4.0mm	75=OD: 7.1mm-7.5mm
40=OD: 4.1mm-4.5mm	80=OD: 7.6mm-8.0mm
45=OD: 4.6mm-5.0mm	85=OD: 8.1mm-8.5mm
50=OD: 4.6mm-5.0mm	

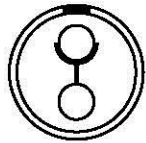
CONTACT PLATING
2=2Au 20u"

UNITS mm INCH		NAME: SNAP LATCH METAL 2K FLOATING SOCKET		All Connectors TEL: 3646 711 5096929 FAX: 3646 711 5095624	
GENERAL TOLERANCES: (UNLESS SPECIFIED)		PART NO: R-F2KF**04C20**		TITLE: CUSTOMER DWG	
	mm	INCH		DWG NO: 010-0000-C14	
4 PLACE	± **	±	APPD: Seawen 11/6/13	C	
3 PLACE	± **	±	CHKD: Peter 11/6/13	SCALE: SHEET: REV: 4 / 1 2 / 3 X1	
2 PLACE	± 0.25	±	DRAWN: Camby 11/6/13		
1 PLACE	± 0.40	±			
ANGULAR:	X° ± **	X° ±			

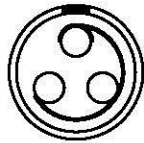
A	NEW RELEASED	11/6/13	SEAWEN
REV.	DESCRIPTION	DATE	APPD

view from termination side socket part

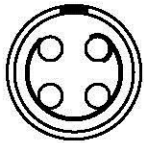
2 PDS.



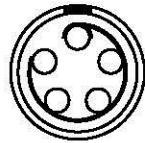
3 PDS.



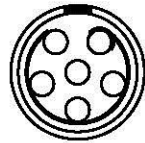
4 PDS.



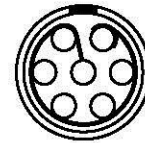
5 PDS.



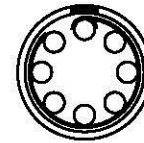
6 PDS.



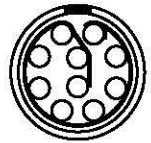
7 PDS.



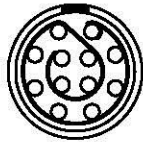
8 PDS.



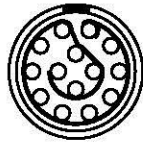
10 PDS.



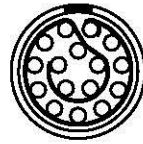
12 PDS.



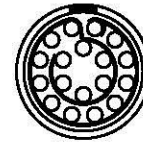
14 PDS.



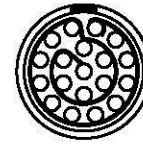
16 PDS.



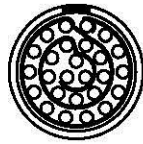
18 PDS.



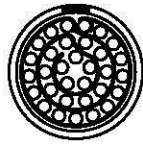
19 PDS.



26 PDS.



32 PDS.



UNITS <input checked="" type="checkbox"/> mm <input type="checkbox"/> INCH		NAME: SNAP LATCH METAL 2K FLOATING SOCKET			
GENERAL TOLERANCES: (UNLESS SPECIFIED)		PART NO: R-F2KF**04C10**		TITLE: CUSTOMER DWG	
	mm	INCH	APPD: Seawen 11/6/13		DWG NO: 010-0000-C14
4 PLACE	± **.1	± .004	CHKD: Peter 11/6/13		C
3 PLACE	± **.1	± .004	DRAWN: Camby 11/6/13		
2 PLACE	± 0.25	± .010			
1 PLACE	± 0.40	± .016			
ANGULAR:	X° ± **.1	X° ± .004			
REV.	DESCRIPTION	DATE	APPD	SCALE:	SHEET:
A	NEW RELEASED	11/6/13	SEAWEN	4 / 1	3 / 3
					REV.:
					X1