

NOTE:

1. MATERIAL AND FINISH

1.1. SHELL ASSEMBLY: COPPER ALLOY, OUTER SHELL AND COLLET
NUT Cr PLATING, OTHER METALLIC COMPONENTS NI PLATING

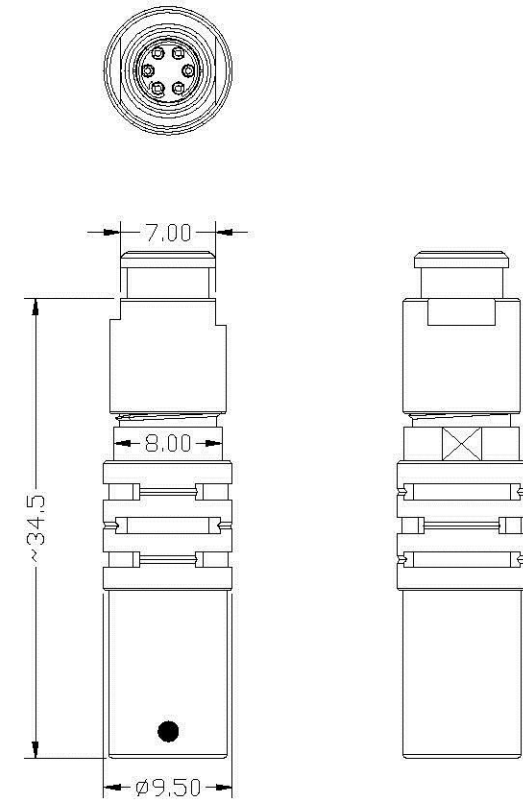
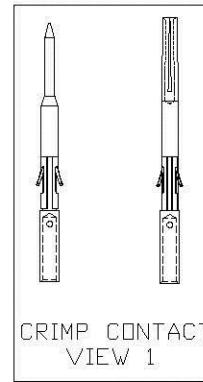
1.2. INSULATOR: PEEK

1.3. CONTACT: COPPER ALLOY, GOLD PLATING

2. RoHS COMPLIANCE

CRIMP CONTACT DETAILS SHOWN IN VIEW 1

4. PART NO.



R - F 0 B F * * 0 * D 1 * * *

CONTACT POS.	02-09=2pin-09pin
SHELL MATERIAL	0=Brass

CABLE OD	
21=OD:	1.4mm-2.2mm
31=OD:	2.2mm-3.2mm
42=OD:	3.2mm-4.2mm
52=OD:	4.2mm-5.2mm
56=OD:	5.2mm-5.6mm

CODE	KEY ANGLES
0	0
A	30°
B	60°
"	"

COLLET NUT
1=Nut for fitting a bend relief

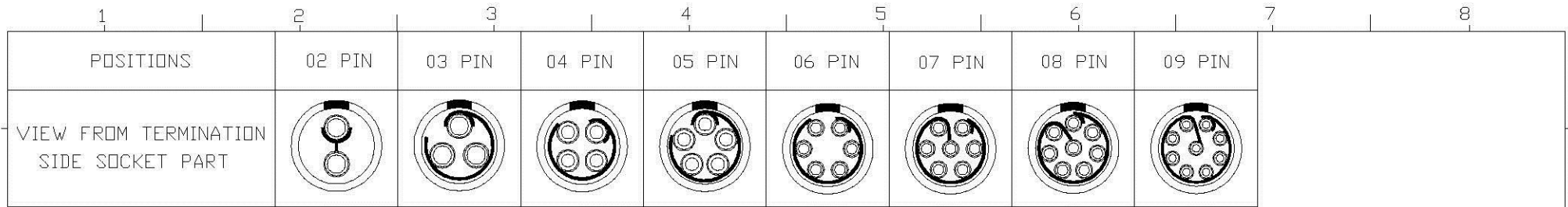
CODE	CONTACT TYPE
2	Male Solder Contact
4	Female Solder Contact
<input checked="" type="checkbox"/> C	Crimp Male Contact
<input checked="" type="checkbox"/> M	Crimp Female Contact
1	Male Print Contact
3	Female Print Contact

UNITS		
<input checked="" type="checkbox"/> mm	<input type="checkbox"/> INCH	
GENERAL TOLERANCES: (UNLESS SPECIFIED)		
	mm	INCH
4 PLACE	± **.05	± **.002
3 PLACE	± 0.10	± **.004
2 PLACE	± 0.30	± **.012
1 PLACE	± 0.50	± **.020
ANGULAR:	X°± 2°	.X°± **.05

NAME:	SNAP LATCH METAL 08 FLOATING SOCKET
PART NO:	R-F0BF**0*D1***
APPD:	Seawen 06/13'14
CHKD:	Annie 06/13'14
DRAWN:	Alex 06/13'14

TITLE: CUSTOMER DWG.	
DWG NO:	010-0000-B21
SCALE:	2.5/1
SHEET:	1/3
REV.:	X1

X1	NEW RELEASE	06/13'14	Seawen
REV.	DESCRIPTION	DATE	APPD



NOTE:

1. MATERIAL AND FINISH

1.1. SHELL ASSEMBLY: COPPER ALLOY, OUTER SHELL AND COLLET NUT Cr PLATING, OTHER METALLIC COMPONENTS NI PLATING

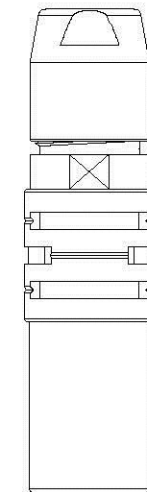
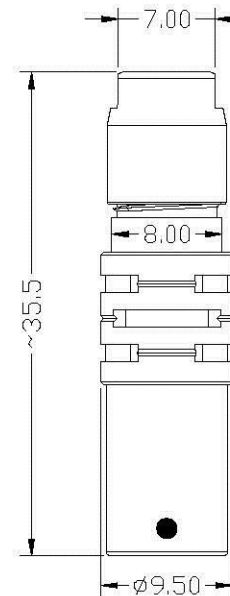
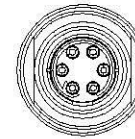
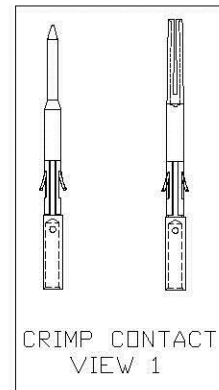
1.2. INSULATOR: PEEK

1.3. CONTACT: COPPER ALLOY, GOLD PLATING

2. RoHS COMPLIANCE

CRIMP CONTACT DETAILS SHOWN IN VIEW 1

4. PART NO.



R - F 0 B F * * 0 * D 2 * * *

CONTACT POS.
02-09=2pin-09pin

SHELL MATERIAL
0=Brass

CODE	CONTACT TYPE
2	Male Solder Contact
4	Female Solder Contact
<input checked="" type="checkbox"/> C	Crimp Male Contact
<input checked="" type="checkbox"/> M	Crimp Female Contact
1	Male Print Contact
3	Female Print Contact

CABLE OD
21=OD:1.4mm-2.2mm
31=OD:2.2mm-3.2mm
42=OD:3.2mm-4.2mm
52=OD:4.2mm-5.2mm
56=OD:5.2mm-5.6mm

CODE	KEY ANGLES
0	0
A	30°
B	60°
..	..

COLLET NUT
2=Nut for Standard

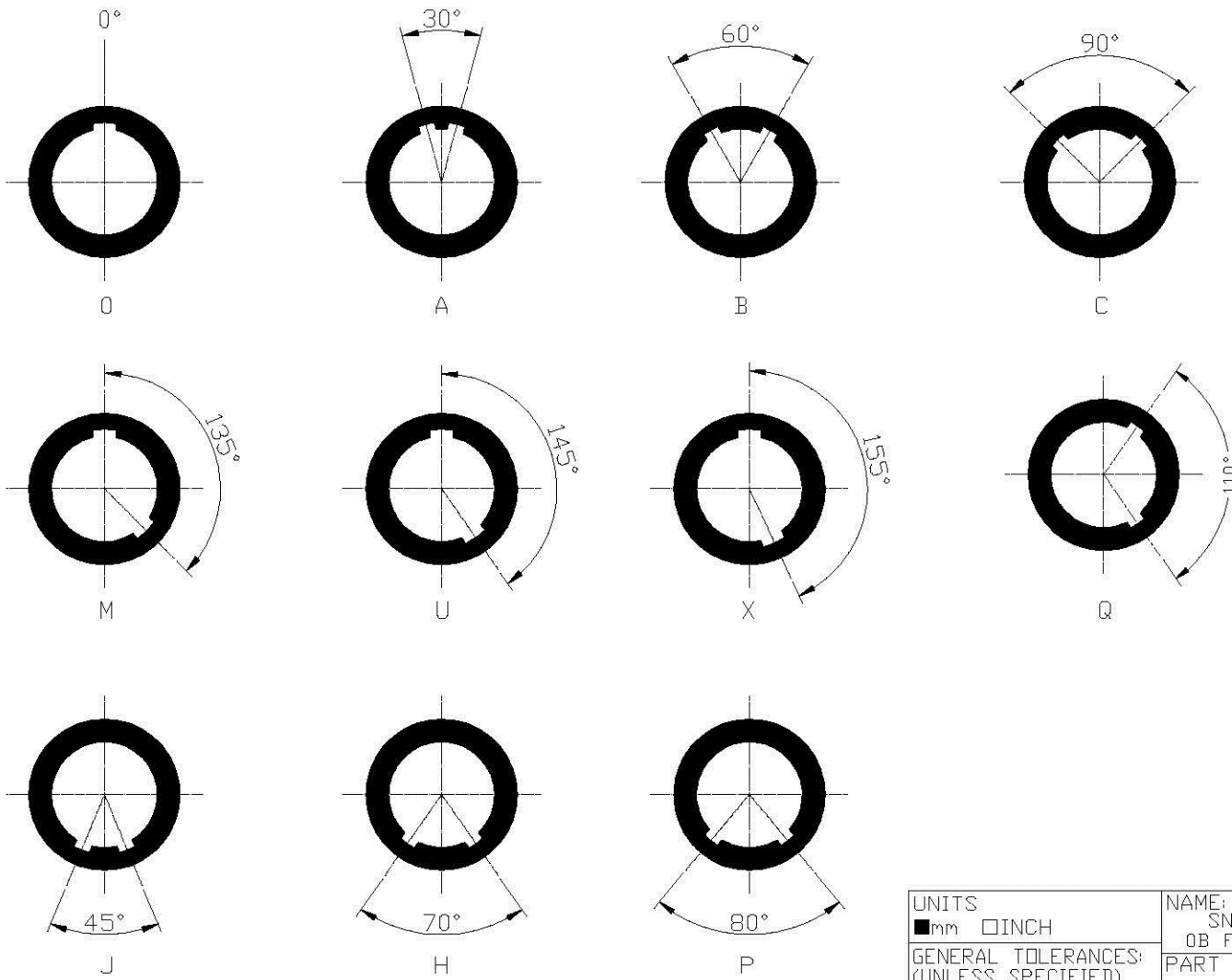
UNITS	
<input checked="" type="checkbox"/> mm	<input type="checkbox"/> INCH
GENERAL TOLERANCES: (UNLESS SPECIFIED)	
	mm
4 PLACE	± **.05
3 PLACE	± 0.10
2 PLACE	± 0.30
1 PLACE	± 0.50
ANGULAR:	X° ± 2°

NAME:	
SNAP LATCH METAL 0B FLOATING SOCKET	
PART NO:	
R-F0BF**0*D2***	
APPD:	Seawen 06/13'14
CHKD:	Annie 06/13'14
DRAWN:	Alex 06/13'14

All Connectors			
www.allconnectors.com		info@allconnectors.com	
141-000-0000		800-845-6344	
10000000000000000000		00000000000000000000	
TITLE:			
CUSTOMER DWG.			
DWG NO:		REV:	
010-0000-B21		C	
SCALE:	SHEET:	REV:	
2.5/1	2/3	X1	

X1	NEW RELEASE	06/13'14	Seawen
REV.	DESCRIPTION	DATE	APPD

KEY ANGLES (RECEPTACLE FRONT VIEW):



UNITS
 mm INCH

GENERAL TOLERANCES:
 (UNLESS SPECIFIED)

	mm	INCH
4 PLACE	± **.05	± **.002
3 PLACE	± 0.10	± **.004
2 PLACE	± 0.30	± **.012
1 PLACE	± 0.50	± **.020
ANGULAR:	X° ± 2°	.X° ± **.05

NAME:
 SNAP LATCH METAL
 0B FLOATING SOCKET

PART NO:
 R-F0BF**0*****

APPD: Seawen 6/13/14
 CHKD: Annie 6/13/14
 DRAWN: Alex 6/13/14

Allconnectors
www.allconnectors.com
 14110 S. 26th Street
 Tukwila, WA 98148

TITLE:
 CUSTOMER DWG.

DWG NO:
 010-0000-B21 C

SCALE: SHEET: REV.:
 2.5/1 3/3 X1

REV.	DESCRIPTION	DATE	APPD
X1	NEW RELEASE	6/13/14	Seawen